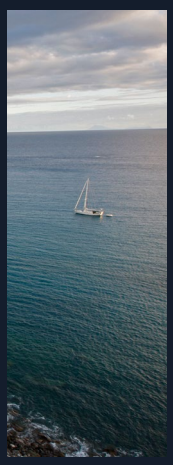



Welcome *to St. Martin*

The Moorings®
Est. 1969

This eGuide was made by The Moorings co. and is meant to be used for informational purposes only as well as to give you general information and general understanding of the region. By using this eGuide you nunderstand that some changes in information are possible and that this eGuide is no substitute for a full Chart and Area Briefing or official charts issued by the government.

Welcome to The Moorings in St Martin

"Welcome to St. Martin and to the Moorings base in Marigot bay. We are lucky to offer you a piece of paradise here in the Caribbean, and hope you will enjoy your holiday, whether it means sampling world class French and Creole cuisine in Grand Case, basking in the pristine white sands of Orient Bay, soaking in the New Orleans vibe of Marigot, or being part of St. Baths glamour."

Corrado Losi - St Martin Base Manager

SHARE YOUR THE MOORINGS EXPERIENCE

We love to see what you've been up to on your holiday. Share your photos on Facebook, Twitter and Instagram making sure to tag:
@themooringsvacations #mymoorings #themoorings

TABLE OF CONTENTS

FORT LOUIS MARINA 6
- Marina Facilities 6
- Marigot town facilities 6

TEAM CONTACT NUMBERS 6

AIRPORT ARRIVAL 7
- Transfer 7
- Car rental 7

UPON ARRIVAL 8
- Check in procedure 8
- Area and Boat briefings 8
- What can you do whilst waiting for your boat? 8
- Sailing License 9
- Provisioning 9
- Currency exchange and credit cards 9
- Cool boxes 10
- Barbecue 10
- Music, WiFI and Mobile phones 10
- Drone regulations 10
- Electricity 10
- Snorkeling equipment 10
- Refueling 10
- Safety Equipment and Additional Equipment 11
- Dinghy safety 11
- Clearance and Customs 11
- Swim Safe 11
- Yacht Damage Waiver and Security Deposit 12
- Before sailing out 12

WHILE SAILING 13
- Maintain a lookout 13

WHEN YOU RETURN TO BASE 14
- Return to base Procedure 14
- Before you leave your boat 14
- Gratuities 14

This eGuide was made by The Moorings co. and is meant to be used for informational purposes only as well as to give you general information and general understanding of the region. By using this eGuide younderstand that some changes in information are possible and that this eGuide is no substitute for a full Chart and Area Briefing or official charts issued by the government.

USEFUL INFORMATION 16

Non-Sailing activities 16
Restaurants and tipping 16
Covid Testing Sites 16
Hotels / Shopping 17
Activities 17
Night Life 18
Fishing / Diving and Snorkelling 18
Language - Useful words and phrases 18
Prevailing winds 20
Weather forecasts 20
Sailing area restrictions 21
Night sailing 21
Clearance 22
Procedure 23
Mooring tips 25
Emergency contacts 25
Marine animals 26
Sustainability 27
Special events 28

DESTINATIONS & ITINERARIES 30

SUGGESTED ITINERARIES 30

One week route 30

DESTINATION SPOTLIGHTS 32

St Martin; 32
- Orient bay and Tintamarre 33
- Pinel island and Grand Case 34
- Simpson bay and Philipsburg Great Bay 35

Anguilla; 36
- Road bay and Crocus bay 36
- Sandy island and Prickly Pear 37

St. Barths: 38
- Ile Fourche 38
- Anse du Colombier and Gustavia 39

St. Kitts and Nevis: 40
- Basseterre 40
- White House bay and Nevis 41

Statia 42
- Oranjestad 43

FORT LOUIS MARINA

St. Martin is an island of dual nationality. The northern side is French and known as St. Martin and the southern side is Dutch and known as Sint Maarten. The Fort Louis marina is situated in the French side, in the modern bay Marigot.

FORT LOUIS MARINA FACILITIES

- Fuel and electricity
- Water and ice
- Clearance
- WiFi
- Showers and toilets- can be used with tokens: €2 EUR per token, paid on the marina reception.

MARIGOT TOWN FACILITIES

- Banks
- Restaurants
- Supermarkets*
- Boutiques*
- Flower shops*

**Sundays afternoon closed on both French and Dutch sides*

TEAM CONTACT NUMBERS

Customer Service	00 590 690 661973	(within working hours)
Technical Support	00 590 690 881406	(24 / 7)
Customers do not need a VHF license	VHF ch. 72	(within working hours, line of sight)
Corrado Losi, *Base Manager*	00 590 690 881405	

In case of late arrival hours, a letter will be left on the reception door indicating where the yacht is, and the driver will show you to your yacht.

TIME DIFFERENCE

-4 hours UTC/GMT

RECEPTION OFFICE HOURS

7 days a week
08.30 - 16.30
CLOSED IN SEPTEMBER

The Moorings
Mariner Yacht Services
Marina Fort Louis
Baie de Marigot
Marigot 97150
Saint Martin

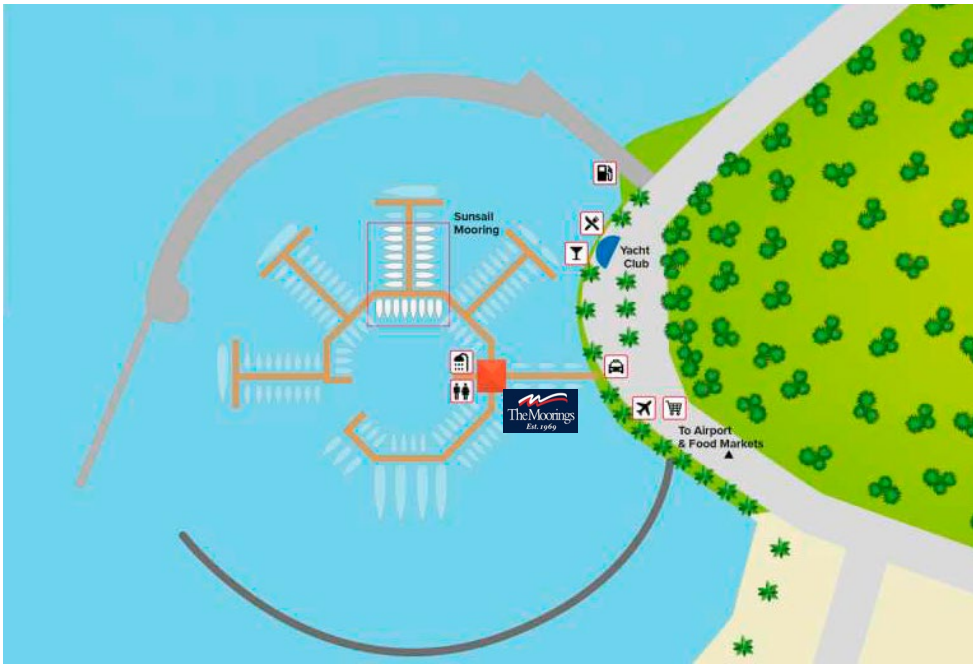

AIRPORT ARRIVAL

The base is located at Marina Fort Louis, about 30 minutes from Juliana International airport and 20 minutes from Grand Case local airport.

TRANSFER

If your holiday includes our charter flight, a Moorings taxi driver will meet you at the airport and escort you to your transfer. If your holiday is flight exclusive, we request that you send your travel arrangements to us so we can assist with transfer details where required.

Please note: guests arriving separately should bring a copy of the charter contract/invoice. Clients should give drivers the address of Marina Fort Louis, Marigot. However, most of our clients are picked up by our dedicated taxi driver by the name of George Menta.

Taxi drivers should be paid direct. The cost is $35 USD for 1-3 passengers and $10 USD for each additional passenger. Taxi prices are increased by 25% between 10:00 pm and midnight and by 50% from midnight until 6:00 am.

CAR RENTAL

Car hire costs are from USD 40 per day dependent on type and time of the year.

Please note you will require a current valid driving licence and you must be 18+ years old.

If you prefer to stay on board your yacht the evening before you depart, we offer

EVENING STARTS

Enquire with your Vacation Planner for availability.

UPON ARRIVAL

CHECK IN PROCEDURE

Your yacht will be ready at 12:00 for boarding. There is also a possibility for **evening boarding** at 18.00 the day before, so ask your Vacation Planner for more information.
Please come to our Reception with these things ready:

- The rental Agreement
- Departure Check List
- Your Crew List completed
- with the captain's passport
  If you have a valid sailing qualification,
- please bring this along with you
- Credit card (no Amex)

BOAT BAG

At the chart briefing, each captain is given a boat bag, which contains the boat documents, the crew list and the last customs clearance form, as well as the skippers notices information, and a telephone to use while here.

CHART AND YACHT BRIEFINGS

The yacht briefing is mandatory, unless the client sailed on the same yacht in the past two years. The briefing introduces you to your yacht, its systems and rigging, and is scheduled individually upon arrival. It is important that all systems and equipment are fully understood.

A chart briefing describing the cruising area and any potential hazards is mandatory for all skippers, unless having sailed in the area within the past two years. The chart briefing will be sent to you pre-departure and is available online for you to view from the comfort of your home or in the base daily at 9:00 or upon agreement with Customer Service.

There are no briefings after 15:00! Please make sure only the Skipper and First Mate are present for briefings.

WHAT TO DO WHILE WAITING FOR YOUR BOAT

- Provisioning
- Have your Cruising Area briefing
- Try local cuisine
- Sightsee in Marigot
- Visit the beach
- Go shopping

PROVISIONING

We recommend to pre-order provisioning for your boat online here: store.moorings.com, just please note that it should be done at least a week prior to your embarkation and make sure you selected the right The Moorings base. Please check your order is complete and report any discrepancies to Customer service if necessary. Do not forget to pay for it if it was not done in advance. Please note that we are unable to offer refunds on returned provisioning and beverages.

There is no supermarket in the marina, but you can walk 5 minutes to a small grocery store. Fully stocked supermarkets are:

> Super U: in Marigot, 5 minute taxi ride from the marina; the biggest supermarket on the island, open every day.
> Le Grand Marche: in Philipsburg, 15 minutes taxi ride from the marina, open every day, except holidays and Sunday afternoons.

CURRENCY EXCHANGE AND CREDIT CARDS

US dollars and Euros are accepted on both the French and Dutch sides of the island. On the other islands in the region US dollars (USD) are accepted.

Credit cards can be used for payment in larger establishments and restaurants. Please note that Amex is not accepted at the base and not in all shops.

SAILING LICENCE

Although no sailing licenses are required for cruising in St Martin, you will need to fill out our **sailing resume** to see if you have the experience to charter a yacht with The Moorings. If you have a sailing certificate, we strongly recommend that you take this on vacation with you too.

COOL BOXES

Cool boxes are available at the base on a first come first served basis at no additional charge. Please return them clean and undamaged otherwise you will be charged for replacement. Only one per boat.

BARBECUE

All our boats are equipped with a charcoal barbecue, but their use in the marina is strictly prohibited, so please be mindful.

MUSIC

All boats are fitted with a radio and CD player. If you wish to listen to your iPod whilst sailing you will need to bring along an iTrip or FM radio transmitter.

WIFI

There is free wireless Internet access available in the marina lobby.

Unfortunately, there is no wireless Internet access available on board the yachts.

MOBILE PHONES

If you bring your own phone, please check with your service provider before departure, to ensure you will have coverage and to check rates regarding roaming calls and data.

DRONE REGULATIONS

The use of flying drones may be restricted in some areas. For current drone regulations in this destination, please visit uavcoach.com/drone-laws-in-sint-maarten/

ELECTRICITY

The standard voltage on all yachts is 12 volts. Plug sockets are US 2 pin. In order to use electronic equipment that is 220 Volt you will need an inverter suitable for use in a cigarette lighter.

FUEL

Fuel is not included on bareboat/ power charters. Your yacht will be delivered with a full tank of fuel. At the end of your charter, simply return your yacht with a full tank or pay for the fuel used at the local marina price. Please refer to your destination-specific refuelling instructions for details.

Exceptions: Fuel is included for crewed charters/ skippered charter packages.

RE-FUELING

Fuel is not included on bareboat & power charters. (Exceptions: Fuel is included for crewed charters/ skippered charter packages.)

Your yacht will be delivered with a full tank of fuel and should be returned with a full tank at the end of your charter. If the yacht is not returned full, fuel used will be charged at the local marina price.

Refuelling arrangements vary by destination. In some locations, you will refuel before returning to base, while in others our team will assist with refuelling and returning the yacht to her berth. Full details will be provided during your yacht briefing.

**One full tank suffices for any holiday, however, to fuel up, please ask at the base for advice, as we like to keep contaminated fuel away from our tanks.*

In St Martin:

- Contact the base by VHF Channel 72 or telephone shortly before arrival.
- Prepare lines and fenders before proceeding to the fuel dock.
- Refuelling takes place before returning the yacht to the marina.

SNORKELING EQUIPMENT

We have a range of fins which you may wish to use already on board. In case you need different sizes, please ask our vacation planners.

We are limited on children's sizes so if you have your own you may wish to bring them with you, as well as **snorkels and masks** as we no longer provide them, but you can purchase some at the base.

SAFETY EQUIPMENT

Lifejackets are found on-board. We are limited with children's sizes, however, so you may want to bring your own if needed.

We suggest that children who are not strong swimmers should not be allowed in a dinghy without a life jacket or buoyancy aid and that they should wear a buoyancy aid or harness when on deck.

ADDITIONAL EQUIPMENT

Rental of Diving Equipment, Sail-board and Wind & Kite-Surfing Equipment, Fishing Equipment can be arranged locally.

DINGHY SAFETY

Unfortunately, due to common theft, it is neccessary one pays attention to dinghy safety. On the yacht is a 20 feet cable and two padlocks to secure the dinghy while left unattended. This cable is swaged onto the outboard and the lock should be used to lock the outboard onto the dinghy stern eye push pit. Always make sure the dinghy is well-cleat or tied at all times. Please secure the dinghy by using a stern anchor while docked to avoid it going underneath the dock, and always use a flashlight when underway after sunset.

CLEARANCE AND CUSTOMS

Throughout the Caribbean the skipper/ charterer of a vessel is legally responsible to ensure that the Customs and Immigration check-in and check-out procedures are carried out. Failure to do so may cause the boat to be impounded, the crew jailed and fines of up to $USD 10,000. Clients are informed of the details during the chart briefing.

Detailed procedure is further described in the USEFUL INFORMATIONS section of this guide.

SWIM SAFE

Swimming is often a fun and important part of a vacation. However local rules, flag systems, currents and where swimming may be permitted, can be different and vary from country to country. We strongly recommend that you and all your crew read through our 'swim safe' information before you travel – Unfortunately even the strongest of swimmers can get into difficulties. The information on our website covers children, your surroundings, looking out for others, and not overestimating your own ability. Snorkel vests, Life Jackets and Diver Down flags are all available on board.

YOUR SAFETY

Please locate your safety card when you get onboard & ensure that all crew read it before leaving the marina. If you cannot find it, then please contact customer service team who can provide a replacement. Although you will have watched the online safety briefing before leaving home, we recommend that you all re watch the video before leaving the dock. This can be done on your own devices using the QR code.

SCAN ME

We care a lot about your personal safety, so please read more about these topics in the safety card:

- Accidents & Illness
- Be Aware & Safe
- Swimming & Beach Safety
- Alcohol & Drugs

YACHT DAMAGE WAIVER AND SECURITY DEPOSIT

Forgot to get YDW before you departed? We've got you covered! Inquire at the reception for further details.

Please be aware that in case of damage to the boat or loss of equipment onboard, The Moorings maintains the right to keep a correspondent amount of the security deposit.

If damage to the boat is done through gross negligence and above the value of the given security deposit, the guest may be liable to pay the full cost of the damage.

BEFORE LEAVING THE BASE

- Ensure you have all the kitchen equipment and bedding you require, extra bedding and some cooking utensils are available upon request.
- Make sure your fins fit. Take note that we are no longer providing snorkeling masks or snorkels.
- Make sure the fuel/water tanks are full. You will need to top up your water tanks.
- Make sure you have your boat papers.
- Make sure you are provisioned.
- Make sure you have enough cash.
- Ensure you have kids life jackets, as we have a limited supply. If you have your own children's life jacket, we would encourage you to bring it along.
- Call us on VHF 72 directly to announce your departure, our Customer Service Staff will come to help you.
- In hurricane season leave your planned itinerary .



WHILE SAILING

MAINTAIN A LOOKOUT

All The Moorings yachts are equipped with an autopilot. Make sure one person is always maintaining a lookout, especially if the auto pilot is on . This person should be close to the helm and should watch for other vessel, debris, fish pots, land or other navigational hazards.

Make sure your lookout knows how to disengage the autopilot and brief him / her on what to watch out for. Breaking water or patches of light colored water and brown areas may indicate shallow water or rocks. Seeing one fish pot usually means that there will be others.

4 HOUR BREAKDOWN GUARANTEE

We want to make sure your sailing vacation is fun, memorable and successful. So if you have any problems during your yacht charter, please call us and we'll sort them out within 4 working hours from your call. Check out more details online.

IT COVERS

Engine
Transmission
Windlass
Sails
Standing and Running Rigging
Battery and Alternator

IT DOESN'T COVER

Electronics and Generator
VHF
Refrigeration
Air conditioning
Water maker
CD player
Marine Toilets
Water Maker
Water Pump
Dinghy and Outboard
Depth and Speed instruments

Note: Breakdowns occured outside the defined sailing area and hours (8am-5pm), problems due to user negligence, bad weather or force majeure are not covered.

WHEN YOU RETURN TO BASE

RETURN TO BASE PROCEDURE

- Please empty all holding tanks and bilges before returning to base.
- Leave enough time for check-out procedure - at least one hour, meaning you shouldn't return to base after 10:00, as charters end at 11:00.
- Call The Moorings base on VHF 72 about 5 mins before arriving, or use a phone.
- Secure fenders and dock lines on the starboard side and have someone ready for dock duty before proceeding to the fueling dock. We will assist you to your assigned docking space.
- Please remember the last arrivals in the day are before 15.30, if you plan to return to base the day before. Call us at least an hour in advance in that case.

BEFORE YOU LEAVE YOUR BOAT

Before disembarkation you will be met with a technician for debriefing. It is done to let us know if you have encountered any problems with the boat or broken anything during the trip, so we can rectify any problems for the next charter. He will also take back charts, cruising guides and the appretiation form.

AVAILABLE SPOTS ARE NOT GUARANTEED!

We might ask you to drop anchor outside of the base in case of unavailable dock space. To avoid that, please inform us of your return in time.

Please ensure:

- If you visit a beach, please prevent sand from getting on board by rinsing your feet before boarding the yacht.
- Sheets and towels are left on beds. They will be fogged together with the whole yacht
- before cleaning.
- All garbage has been bagged and left in the trash at the parking lot.
- All personal possessions have been removed; please check thoroughly as items are often left onboard.
- All hatches are closed.
- The keys have been left in the chart table.
- Your transfer has been arranged with reception.
- The inventory is in its correct place, as it makes the final check much easier.

The boat should be brought back in a good seamanlike condition. If this is not the case, you will be charged $50 USD for extra clean-up and $100 USD for each toilet blocked.

GRATUITIES

If you want to leave a tip for the staff, we kindly ask you leave it at the Customer Service Office where it will be distributed. For those who have a bareboat captain and/or cook, it is customary to leave a tip at the end of the charter. It is purely discretionary, but as rule of thumb, 10-15% of the charter cost is usual.

Book a Crewed Charter

Relax in the comfort of one of our luxurious boats, complete with your very own professional skipper and chef. Book them in advance with your holiday planner and have a carefree vacation.

UNFORGETTABLE MOMENTS
on the water

Local Knowledge & Freedom

Whether you're seeking adventure, relaxation or a taste of both, your skipper will navigate to new and exciting locales to suit any mood and provide you with invaluable local knowledge.

Traditional Cuisine

Allow your chef to spoil you with local delicacies thoughtfully served in the comfort of your yacht.

For more information & bookings,
Visit: www.moorings.com

The Moorings®
Est. 1969

USEFUL INFORMATION

NON-SAILING ACTIVITIES

Restaurants & Tipping

You will find many good restaurants in and around the base most of them serving delicious local food.

Here are a couple of our suggestions:

O'Plongeoir - across the marina
The Yacht Club Restaurant - located at the marina
L'Arhawak - 5 minute walk from the marina
West Indies Mall, 2 minutes walking distance with plenty of choice
L'Express Bakery
Fernand Bakery - chezfernandsxm.com
Le Massaï Lounge

Many more restaurants can be found in Marigot, with only 5 minutes walking from the marina. All of them tend to close around 11pm in the evening, and in low season. If you're looking to travel in low season there will be a limited choice of restaurants to eat ashore and to provision accordingly. This would be a perfect time of year to enjoy a barbecue off the back of the boat.

Tipping is standard and expected in all restaurants/bars and for other services undertaken during your holiday. The rule of thumb is generally 10-15 percent of the amount charged. Some establishments automatically add this onto the bill.

Hotels

French Side - the hotels are approximately 20 mins walking distance from the base, and there are plenty more in Orient Bay, Grand Case and Oyster Pond, little further away:

Fantastic Hotel	fantastichotelsxm.com
Hommage Hotel	hommagehotel.com
Centre Hotel	centrhotel.fr/en

Dutch Side - take care of about restrictions:

Holland House - Philipsburg	hhbh.com
Atrium - Simpson Bay	theatriumresort.com
Mary's Boon - Simpson Bay	marysboon.com
Princess Heights - Oyster Pond	princessheights.com

Shopping

Many like shopping in St Maarten, however we advise attention in order to avoid quarantine upon return. St. Barts is a duty-free port, with the highest concentration of shops being in Gustavia, followed by St-Jean, with its several shopping centers.

Activities

Whether you're on the Dutch side or French side, there are numerous places worth a visit. Places to see, taste, feel, entertain, score, pleasure or experience. Each spot has its own special reason to visit. Go online to wearesxm.com for more details.

One of the things that set the dual-nation island of St. Martin apart from a typical beach destination is the incredible variety of sporting and adrenalin-charged activities available to visitors. Whether you get your thrills zipping across the waves on a Jet Ski, exploring the mysterious wonder of the ocean depths, or hiking or biking to the top of a windswept peak for a breathtaking view, St. Martin has something to please your sporting taste:

Hiking and Zipline	Loterie Farm	Tel: 00 590 590 878616
Horseback riding	Fort Saint louis (Marigot)	
Island tours	Can be organised from the base	
Birdwatching	Parrot Ville	
Golf	The St. Maarten Golf Association (SMGA)	Tel: 001 721 545 3069 thetowersatmulletbay.com
Spa and Beauty	Tijon	tijon.com
Windsurfing, Kitesurfing, Wing Foil, SUP Foil, Surf, Wakeboard, Parasailing, Flyboard, Jetski	Orient Bay St Martin	wind-adventures.com

Nightlife

With the Nightlife on Sint Maarten/Saint Martin, you can dance and enjoy all night long! There are many different bars and clubs to choose from, every day is a party! Start your evening in one of the many top-notch cocktail bars such as:

Bamboo Bar | Ocean Lounge | Palapa Grill | Temps de Cherises |
The Boon | Kakao | Kontiki | Indigo Beach.

Test your luck in the casinos or party late-night at:

Rhythm & Booze | Red Piano | Snoopy's | Nowhere Special |
Topper's | WE Lounge | Marty's | Lotus Nightclub.

In St. Barts, some restaurants have an independent cocktail bar. They have a lively ambiance and sometimes propose live entertainment, like:

Bête Z'Ailes | La Plage | Nikki Beach | and | Le Ti St Barth.

On Gustavia is the "Yacht Club" with its "Live Screen Concerts" and "Casa Nikki", which provide mind-altering drinks, ear-shattering disco music, and a great dance floor.

Fishing

No license is required for fishing in this region and you are allowed to fish from the yacht. Fishing gear can be rented at the marina, payable in cash only on site (60$ US per week). You can order in advance or on the day of boarding. Please be aware that fishing is only allowed on trails while sailing and outside marine parks.

Ciguatera poisoning is a BIG problem. Don't eat any fish you have caught before checking with a local fisherman.

Diving and Snorkeling

Like all the Caribbean - diving and snorkeling here is magnificent. We can provide you with fins, however you will need to purchase or bring your own masks and snorkels. For scuba diving a license is required, and we suggest a visit to a nearby center for equipment rental:

The Scuba Shop, located in Simpson bay near the international airport - thescubashop.net

LANGUAGE - USEFUL WORDS & PHRASES

Hello / Goodbye	Bonjour / Au revoir	Wine	Vin
How are you?	Comment allez-vous?	Beer	Bière
Thank you	Merci	Bread	Pain
You're welcome	De rien	Milk	Lait
Where is..?	Ou se trouve...?	Coffee	Café
How much?	Combien?	Water	Eau

OPTIONAL EXTRAS IN ST MARTIN



Book your favorite toy or fishing equipment with us!
Contact us at the Reception on arrival, or go online.

The Moorings®
Est. 1969

CRUISING AREA

PREVAILING WINDS

From November to April local weather conditions are mostly dependent on the size and location of the north Atlantic high pressure system which moves southwards in the winter. The trade winds are clockwise rotating winds on its southern edge. They tend to be steady 12-20 knots out of the East varying a few degrees to ENE or ESE.

A strengthening of the high pressure system and the pressure gradient created by the advent of cold fronts from the west (especially during December to March) can cause the wind increase to 20-25 knots for several days at a time.

The hurricane season technically lasts from June to November. In this period we ask you to be particularly vigilant and to:

- Listen to the weather forecast daily or call the base for weather reports.
- If there is any mention of possible tropical development, contact the base.
- Notify us on any changes from the itinerary left in the base.
- Ensure cellphone connectivity, we will provide you with one if needed.

WEATHER FORECASTS

You will be given a forecast for the next couple of days at the beginning of your charter. Please make an effort to do a daily update:

Internet	windguru.cz or windy.com
VHF Radio	Channel **64** at: 9:00, 12:30, 20:00, and 22:00 (French)
FM radio	Freq. **91.9** at 9:00, 12:00, and 17:00
Telephone	Call our customer service starting from 9am for the report

SAILING AREA RESTRICTIONS

St. Martin

Orient bay with 9ft swells or 25kts wind is to be avoided.
Anchoring in the lagoon is off limit.
Creole Rock mooring buoys are off limit.
French Cul de Sac anchorage, north pass of Pinel island and Oyster Pond marina are off limit.

St. Martin

South coast park area
Shoal bay

St. Barth

No stern-to in Gustavia Harbor
No anchoring on N side

Antigua, Saba and Barbuda

Hodges bay to Mercedes Creek on Antigua are off-limit
Liability waiver must be signed to visit Saba and Barbuda

NIGHT SAILING

Night Sailing is not permitted; you must be moored at least one hour before sunset at all our locations.

It is strictly forbidden to sail alone; we require two persons minimum on board.

CLEARANCE

The Leeward Islands are a group of countries and there is no formal cruising tax for the region. However, you must clear customs as you pass through each country and, generally, there are fees associated with the clearing process:

St. Martin

Marigot:	8:00 - 12:00 / 14:00 - 18:00, Mon - Fri	
Anse Marcel:	8:00 - 12:00 / 14:00 - 17:30, daily	
Philipsburg:	8:00 - 12:00 / 13:00 - 16:00, Mon - Fri; 9:00 - 15:00 weekends	
Simpson bay	7:00 - 18:00; Mon - Fri	
Oyster pond		
Cost:	Clearance	€7 Euros / 9$ USD

Anguilla

Road bay:	8:00 - 12:00 / 13:00 - 16:00; daily	
Cost:	Clearance	$19 USD; below 20 tons - free / boat
		$20 USD per person; $10 USD for children
	Overtime	$10 USD, outside opening hours, on Sundays and holidays
	Cruising permit	Boat to 20 tons - 38$ USD
		Boat over 20 tons - 57$ USD
	Marine Park	23$ USD / day

St. Barthelemy

Gustavia:	7:30 - 12:30 / 14:30 - 17:30, Mon - Sat	
Cost:	Clearance	no cost
	Anchorage	15€ to 30€ EUR

Statia (St. Eustatius)

Oranjestad:	8:00 - 17:00; daily	
Cost:	Clearance	$9 - $15 USD
	Mooring permit	$10 USD / day

St. Kitts and Nevis

Basseterre:	6:00 - 19:00, Mon - Fri; 6:00 - 9:00, Sat; 15:00 - 19:00, Sun	
Charlestown:	8:00 - 19:00, Mon - Fri	
Cost:	Clearance	$5 USD / person
	(one week visa)	$10 USD / yacht +$10 USD if over 20T

Antigua and Barbuda

Jolly Harbor:	8:00 - 16:00; daily	
English Harbor:	8:00 - 16:00; daily	
Cost:	Clearance	$4 USD up to 40' / $8 USD over 40'
	Entry fee	$3 USD / person
	Cruising permit	$8 USD up to 40' / $10 USD over 40'
		(incl marine park fee)

Keep in mind that a DAY is midnight to midnight - meaning that one overnight stay is two days charge.

Prices listed are subject to change.

PROCEDURE

Skipper is the one responsable of taking the boat papers, crew list, valid passports of all persons on board and the cruising permit to the Customs office. To save time, it is recommended that clients take several copies of a crew list with them so that they are prepared when visiting the Customs offices. They will be given a cruising permit which must be presented when clearing in and out of Customs.

Make sure to: Check in and out of each country and to make sure to have all papers when going through the procedure.
Have the boat present and the crew stayed onboard until all formalities are completed.
Fly the yellow quarantine flag as long as clearance has not been done.

NATURAL PARKS

St. Barthelemy
2 € per person/day, collected when doing clearance

Anguilla
23$ USD / day

Antigua and Barbuda
included in Cruising Permit

Statia (St. Eustatius)
included in Mooring Permit

St. Martin
2 euro per persons per day collected at customer service in cash only



The Moorings Yacht Ownership

A PIECE OF PARADISE
to call your own

Enjoy the pride of yacht ownership without the hassles or expense

Spend more time on the water. Visit the world's most spectacular cruising grounds. Treat family and friends to a new perspective. Leave the maintenance, insurance, and dockage to us. Here's how it works:

- You own the boat
- We take care of it at no cost to you
- You receive guaranteed monthly revenue
- You sail at 20 worldwide destinations

Get more information on mooringsyachtownership.com

The Moorings®
YACHT OWNERSHIP

MOORING TIPS

Anchoring is the most common way of spending the night in St. Martin. Some anchorages offer mooring buoys as well, and in marine parks the use of one is obligatory.

Anchoring

Do so by 30 minutes before sunset at the latest. Remember that there is not a long twilight time in the tropics and that there is considerable glare on the sea late in the day, making the reefs hard to see. Snorkel over the anchor and mooring buoy to ensure it is secure.

Fish traps

Keep a good lookout at all time and beware of small floating markers. Do not pass between the two close together, as they are probably connected with a line. Frequently, the second marker is half submerged or invisible. If you catch one in the propeller, try to remark it before you cut it loose, this is someone's living.

Buoyage

The entire Caribbean subscribe to the international Buoyage System B; Red Right Returning. However, there are very few navigation markers.

Navigation rules

- Windward boat keeps clear.
- Boat on port tack keeps clear.
- Overtaking boat keeps clear.
- Boat running free keeps clear.
- Power vessel keeps clear of sail. (unless the vessel is overtaking)

EMERGENCY CONTACTS

We always recommend calling the base first in case of any incidents. However, there are a couple of contacts we would like our guests to keep handy. The Coast Guard is always on stand by on VHF Ch. 16.

	Police
St Martin	00 590 590 29 57 57
St Maarten	001 721 543 11 11
Anguilla	00 264 497 25 51
St Barth	00 590 590 27 60 35
Statia	00 721 318 22 11
St Kitts	00 869 465 25 51
Nevis	00 869 469 54 73
Antigua	00 268 462 08 66
	Ambulance
St Martin	00 590 590 87 88 33
St Maarten	001 721 542 22 22
Anguilla	00 264 497 23 33
St Barth	00 590 590 27 11 70
Statia	00 721 318 23 33
St Kitts	00 869 465 22 41
Nevis	00 869 466 68 87
Antigua	00 268 462 01 25

MARINE ANIMALS

Jellyfish

There are many species of jellyfish in the cruising area and there have been several instances where clients who have been stung by jellyfish have required hospital treatment. If you have allergies, it is advised to wear stinger suits or refrain from swimming.

If you are stung:

- Immediately exit the water and apply copious amounts of vinegar to the affected area.
- Pour vinegar over the tantacle before attempting to remove it with tweezers.
- Do not try to rinse it off with fresh water
- You can then immerse the effected limb in hot salt water or apply a hot compress.

Generally the affected area will usually only be a minor irritation, similar to a bee sting and the sting area is normally itchy. Should you start to experience any dditional signs or symptoms you should contact the base immediately for help and advice on where to seek medical assistance.

Sea Urchins

Sea urchins are not poisonous but their spines are very painful if touched or stepped on and will normally break off if attempting to pull them out with tweezers. Hot water is again the best treatment and and leaving vinegar-soaked cloth on the injured spot, so the spines get out.

Coral stings and cuts

Several species of poisonous coral will have a painful sting if touched or stepped on while snorkelling. If you are stung immediately exit the water and apply copious amounts of vinegar to the affected area and then immerse the effected limb in hot water or apply a hot compress.

Cuts and abrasions caused from coral have a high risk of infection, so thoroughly clean the wound as soon as possible. Avoid swimming afterwards.

Fish and Ciguatera

Ciguatera is caused by a neurotoxin which is only present in reef fish. There is no telling if fish are contaminated, so best avoid eating reef fish and stick to deep water fish, like swordfish, dolphin, tuna and wahoo.

Symptoms include tingling of the lips, mouth and tongue, itching skin, fever, chills, muscle and joint aches, weakness, vomiting and diarrhea. Seek medical attention immediately.

Manchioneel trees

Recognised by their tiny apple-like fruit, yellow or yellow-green in color. DO NOT eat the fruits or even sit underneath the tree in the rain. They grow along the shore and their toxin causes rashes and, in extreme cases, death.

Sharks and Sea Snakes

There are several species of sharks in these waters.

Sea snakes although highly venomous are actually very timid and avoid swimmers.

SUSTAINABILITY

As passionate sailors, we want to look after the beautiful oceans and wildlife. It's all about the little things, which collectively make a big difference. Here's a few tips on how to minimise your footprint when boating:

- Never throw anything into the sea, that includes small items like cigarette butts or fruit peel.
- Use holding tanks in marinas and at anchorages. Empty them when at least two miles from the nearest land.
- Be careful while anchoring so as not to damage the sea bed.
- Do not collect any shells from the beach and respect sealife in general.
- Avoid any accidental spills into the sea when refueling.
- Turn off electricity when not needed.
- When using the A/C make sure the yacht doors are closed.
- Minimise plastic.
- Take short showers.
- Buy local.
- Use eco-friendly and fair-trade products.
- Recycle and reuse.
- Save fuel - cruise on a slower speed or sail as much as possible.

SPECIAL EVENTS

Antigua Sailing Week

see sailingweek.com

Known as the Caribbean's hottest sailing week, Antigua Sailing Week is one of the world's premier racing regattas, combining regattas, barbecues and rum since 1968. Held in late April/ early May each year, this regatta for ocean-going yachts has been running for over 40 years and attracts yachts and sailors from countries all over the world, as well as thousands of spectators.

Antigua Sailing Week is a Caribbean Sailing Association event and comprises five days of competitive racing beginning on the Sunday. Racing takes place for approximately three to four hours per day and is run out of English and Falmouth Harbors on the south coast of Antigua, while the awards ceremony takes place with great fanfare at Nelson's Dockyard, attended by all crews, yacht owners and officials.

Heineken Regatta

see heinekenregatta.com

The Heineken Regatta is organized on the 1st weekend of March. Over a weekend, crews from various boat classes vie for victory in several races. This prestigious event, whose festivities are now considered legendary, has been taking place since 1980. The regatta sailors sail all around the island and, to stay true to tradition, the event ends with a ceremony of awarding the prizes. awards followed by extraordinary festivities on Kim Sha's beach to the beat of international music and the company of many Grammy Awards stars. This exhilarating effervescence is even felt among the sailors and visitors several days later. The St. Maarten Heineken Regatta is a true legend! The more daring can even hire a boat and be part of this tradition.

If you are participating in a regatta kindly note the following:

Charter Start/End

You must book the boat with sufficient time to move it from the base to the area of the regatta taking into consideration the prohibition on night sailing and charter Start / End times

It is recommended that you go to the venue and register prior to charter start.

Gennaker

The boats is only equipped with mainsail and genoa. No gennakers nor spinnakers are supplied extra.

Spinnaker poles are not available as the yachts are not equipped to carry a spinnaker pole.

You are not permitted to bring and use your own spinnaker/gennaker.

Damage Waiver

You are required to take the normal insurance required to charter a yacht.

Racing deposit

If you are entering a regatta, it is considered racing and the refundable deposit amount is $6500 USD for USA and other countries (cash or credit) This deposit will be returned once the yacht is handed back in a satisfactory condition.

Halyards

Foresail halyard tension is preset.

Should you over tension the halyard you risk overstressing the roller furler swivel and could damage the foil.

On return to base all foils will be checked by as part of the debriefing.

Damage

You must inspect the hull for any external damage as the vessel will be inspected upon return for damage.

Any defects are to be noted on the pre- charter documentation.

All decals/stickers must be removed at the end of the charter. Removal fee is €30 EUR per item.

Inventory

You must race with all charter inventory carried on board and use the standard genoa/mainsail used for charter.

Anchors

The primary anchor is a vital piece of safety equipment.

You may not remove the anchor from the vessel.

You may not disconnect it from the vessel and leave it “anchored” during racing.

Anchorage

At least two qualified crew members sleep on board the yacht while it is anchored overnight.

SUGGESTED ITINERARIES

Make sure to check official government sites regularily, as the changes in restrictions and measures happen quickly.

We have suggested example itineraries for our customers to get the best out of the St. Martin region. For further details, consult the area briefer who will give you the best help in accordance with the weather conditions.



ONE WEEK ROUTE

DAY 1
Marigot Bay - Grand Case, St Martin

DAY 2
Grand Case - Anse Marcel, St Martin

DAY 3
Anse Marcel - Orient bay: Pinel or Green Cay

DAY 4
Orient bay - Isle Fourchue, St. Barths

DAY 5
Isle Fourchue - Gustavia, St. Barths

DAY 6
Gustavia - Tintamarre – Friar's Bay, St Martin

DAY 7
Friar's Bay - Marina Fort Louis



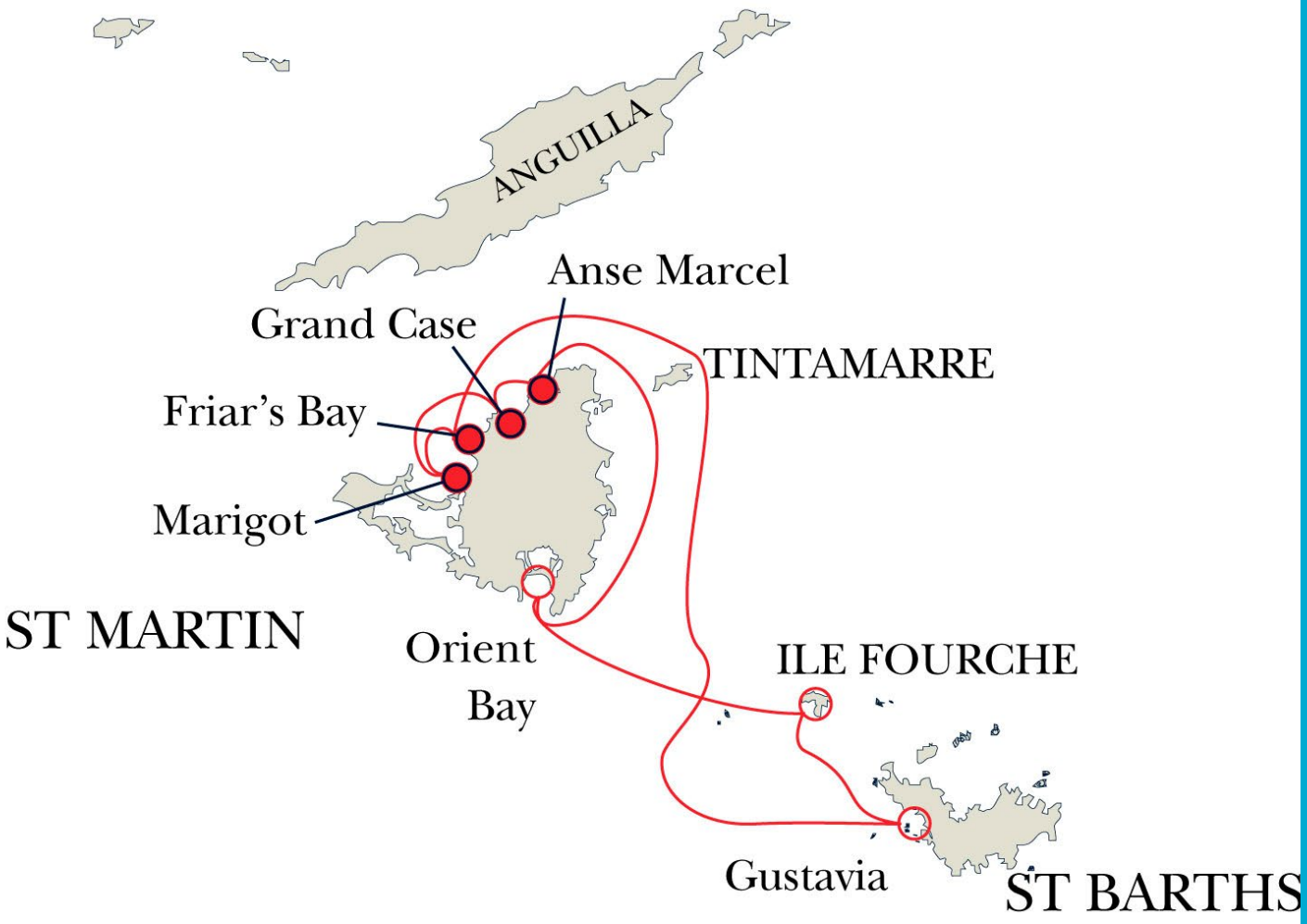
ANGUILLA
Anse Marcel
Grand Case
TINTAMARRE
Friar's Bay
Marigot
ST MARTIN
Orient
Bay
ILE FOURCHE
Gustavia
ST BARTHS

DESTINATION SPOTLIGHTS

ST. MARTIN

St. Martin/St. Maarten, also known as "The Friendly Island", is famous for its duty-free shopping and nightlife, and well -recognized as the gastronomic capital of the Caribbean for both local and international cuisine.

ORIENT BAY

One of the hot spots of the French side of St. Martin, Orient Beach is the largest and most popular beach on the island. With a long white sand beach of 1.5 miles, it is a blend of French & Caribbean Culture, with lovely Beach Bars and Restaurants.
The area is dotted with colorful houses and buildings, which puts you right into the Caribbean vibe. Orient Bay is filled with high-end beach bars and great boutique hotels you can vacation in. End your day at Orient Village and enjoy a romantic, authentic French dinner at any of their restaurants.

FACILITIES & SERVICES		COMMENTS	FACILITIES & SERVICES		COMMENTS
Mooring Fee	✗		Mooring type		Anchoring
Clearance	✗		WiFi	✗	
Ice	✓		ATM	✗	Snorkeling, Hiking, Sightseeing the historic sights, Museums
Shops	✓	Provisioning, Diving and Gift shops	Taxi	✓	
Restaurants & Bars	✓		Entertainment	✓	
Garbage	✓		**Follow the bearing, dinghy beaching tough.**		

TINTAMARRE

This uninhabitet island has an amazing beach -"Baie Blanche", on the west side of the island, with good snorkelling opportunities all around.

Tintamarre lies within the boundary of the Saint Martin Nature Reserve. Using your anchor is the best and only option for spending the night.

FACILITIES & SERVICES		COMMENTS	FACILITIES & SERVICES		COMMENTS
Mooring Fee	✗		Mooring type		Anchoring
Clearance	✗		WiFi	✗	
Ice	✗		ATM	✗	Snorkeling, Hiking, Sightseeing the historic sights, Museums
Shops	✗		Taxi	✗	
Restaurants & Bars	✗		Entertainment	✗	
Garbage	✗		**Mind heavy winds or N swell.**		

PINEL ISLAND

Visit the secluded Pinel Island and find yourself in a tropical oasis located on the French side of Saint Martin. Once on the island, you can rent a beach chair at Karibuni & Yellow Beach or relax on your towel. On the other end is a little secluded beach where topless/nude is well accepted. Both beach bars & restaurants are known for their fresh seafood and lobster dishes. Pinel Island is a natural reserve, so go for a hike and enjoy beautiful views while encountering iguanas, land turtles, and hermit crabs. You can also admire the rich sea life, the sea grass hides turtles just waiting to be found.

FACILITIES & SERVICES		COMMENTS	FACILITIES & SERVICES		COMMENTS
Mooring Fee	✔	Marine park buoys	Mooring type		Only anchoring for overnight.
Clearance	✗		WiFi	✗	
Ice	✗		ATM	✗	
Shops	✔		Taxi	✗	
Restaurants & Bars	✔		Entertainment	✗	
Garbage	✗		**4 ft shoal at entrance, do not enter from N.**		

GRAND CASE

Grand Case is a quiet town, but nontheless known as the gastronomic center of St Martin.
A lot of shops and restaurants are dotting the streets, with live music nearly every night in one of the many bars. Tuesday night is especially lively during high season.
Go to Rocher Créole with your dinghy for some good snorkelling.

FACILITIES & SERVICES		COMMENTS	FACILITIES & SERVICES		COMMENTS
Mooring Fee	✗		Mooring type		Anchoring. Dinghy dock available.
Clearance	✗		WiFi	✗	
Ice	✔		ATM	✗	
Shops	✔	Provisioning, Dive and Gift shops	Taxi	✗	
Restaurants & Bars	✔		Entertainment	✔	
Garbage	✔				

SIMPSON BAY (ST. MAARTEN)

Look no further for casinos and night life than this large and pleasant bay. It is surrounded by beaches, with good anchoring on the eastern side of the island. Dinghy can be tied at the Yacht Club, under the bridge. Customs and Immigration is located on the left side of the bridge.

FACILITIES & SERVICES		COMMENTS	FACILITIES & SERVICES		COMMENTS
Mooring Fee	✗		Mooring type		Anchoring on the E side. Dinghy dock at the Yacht Club.
Clearance	✓	at the left side of the bridge.	WiFi	✓	
Ice	✓		ATM	✓	
Shops	✓	Provisioning, Dive and Gift shops	Taxi	✓	
Restaurants & Bars	✓		Entertainment	✓	Casinos and nightlife.
Garbage	✓		**Do not enter the lagoon with your boat.**		

PHILIPSBURG GREAT BAY (ST. MAARTEN)

Welcome to the capital of the dutch side of the island. This is where major cruise ships stop and the number of tourists is always great. Nice and long broadwalk is filled with bars and restaurants, duty free shops and casinos.

You can tie up in Bobby's marina for water (VHF 16) and enjoy duty free shopping or go and play in casinos if Lady Luck is on your side.

FACILITIES & SERVICES		COMMENTS	FACILITIES & SERVICES		COMMENTS
Mooring Fee	✓	Bobby's marina VHF 16	Mooring type		No anchoring. Marina berths.
Clearance	✓		WiFi	✓	
Ice	✓		ATM	✓	
Shops	✓	Provisioning, Gift and Duty-free shops	Taxi	✓	
Restaurants & Bars	✓		Entertainment	✓	Casinos.
Garbage	✓				

ANGUILLA

Anguilla is a British overseas territory in the Eastern Caribbean, and also the most northern of the Leeward Islands, just a 20-minute ferry ride north from Sint Maarten. It is noted for its easygoing atmosphere and magnificent white sandy beaches and waters, with several small uninhabited offshore islands.

ROAD BAY

Main port of entry to Anguilla, Road bay is a long bay with a white sandy beach. Clear customs and ask for your cruising permit if you want to visit other bays or islands and enjoy live jazz music on Sundays afternoon at Johnno's.

FACILITIES & SERVICES		COMMENTS	FACILITIES & SERVICES		COMMENTS
Mooring Fee	✗		Mooring type		Anchoring. Dinghy dock.
Clearance	✓		WiFi	✗	
Ice	✓		ATM	✗	
Shops	✓	Dive and Gift shops.	Taxi	✓	
Restaurants & Bars	✓		Entertainment	✓	
Garbage	✓				

CROCUS BAY

Just after Road Bay, Crocus bay is much quieter. A short 15 minute long walk will get you to the Valley, main city of Anguilla or to Little Bay where you can study the marine life of the Marine Park.
Pick up a mooring buoy in Little Bay for nice snorkeling during the day and anchor for the night in Crocus Bay (you need to buy 2 days cruising permit).



FACILITIES & SERVICES		COMMENTS	FACILITIES & SERVICES		COMMENTS
Mooring Fee	✓	Marine park buoys for day-time in Little bay.	Mooring type		Anchoring.
Clearance	✗		WiFi	✗	
Ice	✓		ATM	✗	
Shops	✓	Dive and Gift shops.	Taxi	✓	
Restaurants & Bars	✓		Entertainment	✓	
Garbage	✓				

SANDY ISLAND

Small sandy island bearing that exact name is a Marine Park with one restaurant. To get to the island, you must take a mooring buoy or anchor outside the reef and dinghy in carefully between the reef surrounding the island.

FACILITIES & SERVICES		COMMENTS	FACILITIES & SERVICES		COMMENTS
Mooring Fee	✔	Marine park.	Mooring type		5 mooring buoys. Anchoring
Clearance	✗		WiFi	✗	
Ice	✗		ATM	✗	
Shops	✗		Taxi	✗	
Restaurants & Bars	✔		Entertainment	✗	
Garbage	✗		**Avoid the reef.**		

PRICKLY PEAR

A sailor's dream of paradise, this marine park with its long white sand beach surrounded by reef, has 2 restaurants and is the perfect place for a lobster party.

Once you get your crusing permit, leave early to pick up one of the three mooring buoys as it is not easy to anchor (a lot of rocks there). Anchor in the south of Prickly island, then dinghy in. Have a good look at the guidelines to find your way in.

FACILITIES & SERVICES		COMMENTS	FACILITIES & SERVICES		COMMENTS
Mooring Fee	✔	Marine park.	Mooring type		Anchoring difficult due to rocks. 3 mooring buoys.
Clearance	✗		WiFi	✗	
Ice	✗		ATM	✗	
Shops	✗		Taxi	✗	
Restaurants & Bars	✔		Entertainment	✗	
Garbage	✗		**Don't go with N swell, avoid the reef.**		

ST. BARTHOLOMEW'S

Saint Barts is renowned as one of the oldest volcanic islands in the Lesser Antilles chain. Its arid and rocky soil does not adapt to agriculture. Iguanas, land and sea turtles, sea birds, including the pelican, island mascot or the astonishing hummingbird in the gardens make up a discreet but very present fauna.

ILE FOURCHE

A perfect stop between St Martin and St Barth, Ile Fourche is a marine park and basically an old crater of a volcano. Go and hike one of the five hills at the end of afternoon if you remembered to bring good shoes, or watch sea turtles while snorkelling. Humpback whales migrate through here in the spring, so keep an eye out for these magnificent creatures. Be careful with rock awash on the southwestern tip and don't stay on the mooring buoy for the night, but use your anchor instead.

FACILITIES & SERVICES		COMMENTS	FACILITIES & SERVICES		COMMENTS
Mooring Fee	✔	Marine park daytime buoys.	Mooring type		Buoys for daytime. Overnight on anchor.
Clearance	✗		WiFi	✗	
Ice	✗		ATM	✗	
Shops	✗		Taxi	✗	
Restaurants & Bars	✗		Entertainment	✗	
Garbage	✗		**SW tip awash with rocks.**		

ANSE DU COLOMBIER

Another marine park in the area, Anse du Colombier appeals to adventureous types with its unspoilt nature, offering great hikes and calm surroundings. Climb the stairs to have a nice look on the other side of the island or simply chill and enjoy the quiet. Use your anchor if you want to stay overnight.

FACILITIES & SERVICES		COMMENTS	FACILITIES & SERVICES		COMMENTS
Mooring Fee	✔	Marine park daytime buoys.	Mooring type		Buoys for daytime. Overnight on anchor.
Clearance	✗		WiFi	✗	
Ice	✗		ATM	✗	
Shops	✗		Taxi	✗	
Restaurants & Bars	✗		Entertainment	✗	
Garbage	✗				

GUSTAVIA

St Barth's main town filled with fancy shops and very good restaurants. Anchor in Corossol and dinghy in (no docking is allowed except alongside for water) and soak in the french astmosphère. Go to shell beach (5 min walking) for a swim and lunch on the beach and have a drink at "Le Select" and a "cheesburger in paradise". You can rent a car or hire a taxi to tour the island.

FACILITIES & SERVICES		COMMENTS	FACILITIES & SERVICES		COMMENTS
Mooring Fee	✗		Mooring type		Anchor in Corossol. Dinghy dock.
Clearance	✔	"Capitainerie"	WiFi	✔	
Ice	✔		ATM	✔	
Shops	✔	Provisioning, Chandlery, Dive and Gift shops.	Taxi	✔	
Restaurants & Bars	✔		Entertainment	✔	
Garbage	✔		**No docking allowed except for water.**		

ST. KITT'S AND NEVIS

Also called Saint Christopher and Nevis, it is the smallest country in the Caribbean with the capital Basseterre on the island of Saint Kitt's. St Kitts is known for its beautiful beaches, unspoiled tropical forests and friendly locals, but there is a lot more than meets the eye. Nevis, surrounded by coral reefs, lies 2 miles (3 km) southeast of Saint Kitts across a channel known as The Narrows. The island is circular, and it consists almost entirely of a mountain.

BASSETERRE (ST. KITTS)

The capital of St Kitts is a busy town with a very good fresh market. You can anchor outside or come into the marina to visit the town, hire a cab from Percy (our representative and a nice taxi driver : VHF16) to visit the Fort, the sugar cane plantation and the rain forest with its green velvet monkeys.

FACILITIES & SERVICES		COMMENTS	FACILITIES & SERVICES		COMMENTS
Mooring Fee	✔	Port Zante marina	Mooring type		Anchoring and Marina berths. Dinghy docks.
Clearance	✔	at Cruise ship dock.	WiFi	✔	
Ice	✔		ATM	✔	
Shops	✔	Provisioning, chandlery, gift shops, fresh market.	Taxi	✔	
Restaurants & Bars	✔		Entertainment	✔	
Garbage	✔		**Fuel and water available.**		

WHITE HOUSE BAY (ST. KITTS)

If you prefer calm anchorage and good snorkelling, White House Bay is the place to go. There is an easy road access, so it is easy to anchor and tour the island with a taxi from here. Good snorkeling is found on the reef on the south of the bay.

FACILITIES & SERVICES		COMMENTS	FACILITIES & SERVICES		COMMENTS
Mooring Fee	✗		Mooring type		Anchoring.
Clearance	✗		WiFi	✗	
Ice	✗		ATM	✗	
Shops	✗		Taxi	✓	
Restaurants & Bars	✗		Entertainment	✗	
Garbage	✗		**Avoid the reef.**		

NEVIS

Nice little town with an old charm, and long sandy beach with some restaurants.

Pick up a mooring buoy and visit Charlestown or hang on the very long sandy beach. There are plenty of restaurants to enjoy, or you can hire a taxi to visit the island, an old plantation, the botanical garden and waterfall.

FACILITIES & SERVICES		COMMENTS	FACILITIES & SERVICES		COMMENTS
Mooring Fee	✗		Mooring type		Anchoring and mooring buoys. Dinghy dock in Charlestown.
Clearance	✗		WiFi	✗	
Ice	✓		ATM	✓	
Shops	✓	Provisioning and gift shop.	Taxi	✓	
Restaurants & Bars	✓		Entertainment	✗	
Garbage	✓				



STATIA

St. Eustatius, or Statia, is aptly described as a sleepy corner of the Caribbean. “The Golden Rock” is one of the last great destinations where you can get a taste of the old Caribbean, a laid-back island with few flashy attractions but lots of great diving, wellpreserved natural habitats, and history aplenty.



ORANJESTAD

Oranjestad is the smallest capital in the world, from where you can visit the volcano and rain forest, as well as bask in history of the small island you are on.

Among first visitors was probably Christopher Columbus in the 15th century, but Statia actually blossomed from trading weapons during the American Civil war, making history by being the first country to recognise America as an independent country. While spending time there, make sure to keep an eye out for blue beeds, the old payment method, and the only artifact allowed to leave the island, guaranteeing you will come back.

FACILITIES & SERVICES		COMMENTS	FACILITIES & SERVICES		COMMENTS
Mooring Fee	✔	Mooring buoys	Mooring type		Anchoring and mooring buoys.
Clearance	✔		WiFi	✘	
Ice	✔		ATM	✔	
Shops	✔	Provisioning, dive and gift shops.	Taxi	✔	
Restaurants & Bars	✔		Entertainment	✘	
Garbage	✔				

SHARE YOUR EXPERIENCE

SEE YOU SOON

WE LOOK FORWARD TO YOUR VISIT.

We want you to have the best experience when you charter with us. That is why we include more as standard than any other charter company.

For help planning your charter, email:

contactus@moorings.com

feefo

The Moorings®
Est. 1969