



NOTHING
LESS THAN



The Moorings®



Welcome
to Agana



This eGuide was made by The Moorings co. and is meant to be used for informational purposes only as well as to give you general information and general understanding of the region. By using this eGuide you understand that some changes in information are possible and that this eGuide is no substitute for a full Chart and Area Briefing or official charts issued by the local government.



Welcome to The Moorings in Agana

“
On behalf of The Moorings Team Agana, I would like to welcome you to Croatia and to assure you that you can travel with confidence and feel safe in this versatile region and in our base. I wish you an enjoyable time cruising around Croatia's beautiful islands. Please do not hesitate to contact a member of the team if there is anything we can do to make your time with us even more enjoyable.”

Antonio Lipanovic - Agana Base Manager

SHARE YOUR THE MOORINGS EXPERIENCE

We love to see what you've been up to on your holiday. Share your photos on Facebook, Twitter and Instagram making sure to tag:
@themooringsvacations #mymoorings #themooringsaganabase



TABLE OF CONTENTS

Click on the title or page number to go directly to the designated spot in the eGuide.

MARINA AGANA	6
Marina Facilities	6
The Town of Marina Facilities	6
Team Contact Numbers	7
Airport transfer and Car rental	7
Hotels and Restaurants	8
UPON ARRIVAL	9
Check in at our reception	9
Embarking time	9
What can you do whilst waiting for your boat?	9
Area and Boat Briefings	10
Provisioning	10
Luggage storage	10
Cool Boxes and Barbecue	11
Wifi, Music and Electricity	11
Starter pack	11
Morning Yacht Return	11
Before leaving Agana	12
Yacht Damage Waiver and Security Deposit	12
Overnight Options and Pricing	13
Boat Papers and Procedure	14
WHEN YOU RETURN TO AGANA	15
Return to Agana procedure	15
Before you leave your boat	15
USEFUL INFORMATION	17
Non-Sailing Activities:	
Konoba and Peka	17
Wine Tasting	17
Diving and Fishing	18
Watersports	19
Currency & credit cards	19
Language - Useful words & phrases	19
Gratuity	20
Weather forecasts	20
Fuel Stations and Medical contact details	20
Berthing Tips	21
4-hour Breakdown Guarantee and Sustainability	22
Your Safety	23
CAPTAIN'S REWARDS	24
SPECIAL ATTENTION AREAS - RED AND AMBER ZONES	26 - 27
SUGGESTED ITINERARIES	28

DESTINATIONS SOUTH OF AGANA	<u>33</u>
Trogir	33
Split	34
Maslinica - Šolta	34
Sešula and Stomorska- Šolta	35
Bobovišća and Milna - Brač	36
Pučišća - Brač	37
Omiš - mainland	37
Jelsa and Vrboska - Hvar	39
Starigrad and Hvar Town - Hvar	40
Palmižana Marina - St. Klement Island	41
Vis Town - Vis	41
Komiža - Vis	42
Šćedro	42
Korčula Town - Korčula	43
Lastovo	43

DESTINATIONS NORTH OF AGANA	45
Rogoznica	45
Primošten	46
Zlarin Town - Zlarin	46
Skradin and Krka National Park	47
Prvić Luka - Prvić	48
Tribunj	48
Kaprije and Žirje	49
Murter and Kornati	50





MARINA AGANA

AGANA MARINA FACILITIES

Toilets & Showers - Next to the Sunsail Lounge, between B and C docks. Open 24 Hours.

Water & Electricity on Docks

Ice for sale at The Moorings reception

Free Wifi on the Moorings docks and in the Moorings Lounge Area:

Network Name: Agana Guest

Password: sunsail/moorings

Laundry room (Mon-Sat 07:30 - 19:30, Sun 07:30 - 13:30 | Pay at main reception)

ATM - Next to The Moorings Reception

La Barca Restaurant & Cafe (08:00 - 24:00)

Car Parking Spaces - Pay at marina main Reception

THE TOWN OF MARINA FACILITIES

Several Restaurants

Supermarkets:

Tommy (Daily 07:00 - 21:00)

Large Studenac (06:30 - 22:00, Sun 07:00 - 21:00)

Bakery

Fresh Fruit & Vegetable stands

Pharmacy (Mon - Fri 07:00 - 20:00, Sat 07:30 - 15:00)

Ambulanta (Local Doctors Surgery)

Currency Exchange Office **NOT AVAILABLE**

Post Office (Mon 08:00 - 17:00, Tues - Fri 08:00 - 15:00)

Beaches



TEAM CONTACT NUMBERS

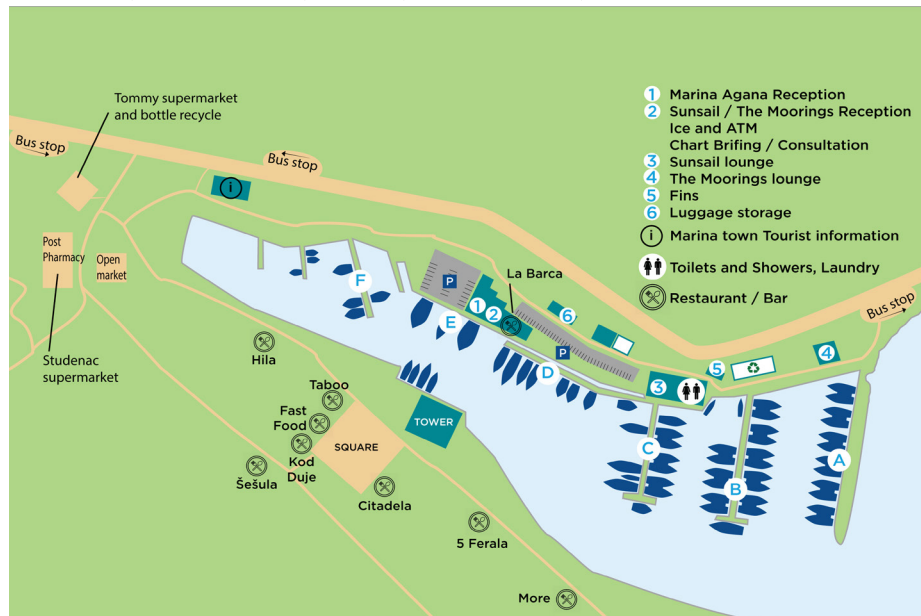
Customer Service	00 385 21 889 477 (Office hours) danijela.jakovljevic@thlmarine.com
Technical Support VHF	00 385 99 8138 624 (24 hours) 77 (office hours) / 17 (out of hours)

RECEPTION OFFICE HOURS

Sun - Thu
08:30 - 16:30

Fri - Sat
08:30 - 19:00

If you arrive out of hours,
there will be a letter of
arrival waiting for you on
the reception door



AIRPORT TRANSFER

We are happy to organize a transfer for our guests, either from the airport or any other place, to ensure a worry-free arrival and departure. Contact your booking agent with the correct time and place of the pickup and number of people, or contact the base Customer Service Manager, Danijela Jakovljević on danijela.jakovljevic@thlmarine.com

Price are as follows:

FROM	SPLIT airport	SPLIT town	ZADAR airport	DUBROVNIK
1-3 pax	58 €	114 €	338 €	569 €
4-7 pax	97 €	144 €	399 €	670 €
8 or more	12 € per person	23 € per person	453 €	855 €

There are also regular shuttles driving from the airport to Trogir and Split towns, or you can pick up a taxi upon landing. Both of these towns' bus stations also offer luggage storage, which comes in handy for some last-minute pre-departure sightseeing opportunities.

CAR RENTAL

It is fairly easy to get around Croatia with a rental car. There are a couple of major car rental companies at the airport. Renting from the base is also possible, if the rental company delivers. If you need additional advice, please contact Customer Service.

Nova Rent-a-car 00 385 98 9836 950 info@novarentacar.hr novarentacar.hr

HOTELS

Many of The Moorings guests love to use the opportunity and explore the awe-inspiring Croatian coast a little bit longer. For those looking for accommodation in the vicinity of our base, here is what we suggest:

Marinus hotel in Marina town, across the bay from the base		
hotelmarius.com	00 385 21 202 000	info@hotelmarius.com
SKY beach hotel (just 3 minutes by car from Agana base)		
sky-beach.com	00 385 97 74 40 500	holiday@sky-beach.com
Hotel Pašike in Trogir		
hotelpasike.com	00 385 21 885 185	info@hotelpasike.com
Hotel Ola in Trogir (adults only)		
hotelola.hr	00 385 21 798 600	ola@hotleola.hr
Cornaro Hotel in Split		
cornarohotel.com	00 385 21 644 200	info@cornarohotel.com
Perla Resort in Rogoznica		
perla-resort.com	00 385 99 293 8743	perlaresort@kruscica.com
Hotel Zora in Primošten		
hotelzora-adriatic.com	00 385 (0)22 581 111	hotel-zora@adriatic.com

RESTAURANTS

Marina Agana is situated in the center of a lovely village with a couple of nice restaurants. If you need a table for a group, reservations are required. The base front desk will be pleased to assist you with a booking.

La Barca	00 385 91 514 2749	
Kod Duje	00 385 21 889 563	facebook
Šešula restaurant	00 385 91 5142 749	konobasesula.com
Konoba Hila	00 385 91 7820 076	hila.eatbu.com
Sky rooftop bar & restaurant	00 385 97 7440 500	skybeach.com



UPON ARRIVAL

CHECK IN AT OUR RECEPTION

When you arrive in Marina Agana, please go to The Moorings Reception where our team will help you check in. Please ensure you have the following items ready:

- Passports or Identity Cards for all of the crew - we encourage you to fill out your crew list details in advance online: moorings.com/manage-my-booking
- **Original** Skippers Licence
- **Original** VHF Licence
- Mobile phone number
- Credit Card in case you plan to purchase any of the Optional Extras (no Amex accepted)

EMBARKING TIME

Our official boarding time is **15:00**, however, we always do our best to have all yachts ready as early as possible, and appeal for your patience and understanding. Please leave your mobile phone number with Reception who will inform you when your yacht is ready.

WHAT TO DO WHILST WAITING FOR YOUR BOAT

- Read through the Brief List given to you on your Check In, it will help you meet your technician prepared
- Review our [online briefings](#)
- Go to one of the pebble beaches either side of the bay
- Provisioning
- Have lunch in one of Marina's local restaurants
- Visit Trogir (only 15 minutes by taxi)
- Visit Split (only 40 minutes by taxi)
- Visit Šibenik (only 40 minutes by taxi)



AREA BRIEFINGS

Enjoy more time on the water by watching the required **Chart** and **Safety** briefing videos **ON-LINE** before arriving in the comfort of your home or office. After viewing it, you are welcome to send any questions via email to our local Chart Briefer or Sales Agent. Consultations about the current weather conditions and assistance with your itinerary for the Captain and First Mate are still available at the base at 11:00, 13:00, 15:00 and 17:00 every Saturday, or upon agreement.

BOAT BRIEFINGS

Upon your check-in procedure at the Reception, you will receive a Boat Brief list. Please read through it carefully in order to be ready for your onboard boat briefing.

Once you have boarded your boat, a technician will come aboard and explain all operating systems to you. This will include the rigging, electronics and safety equipment.

Please ensure you are familiar with everything onboard your yacht before departure and don't hesitate to ask for additional equipment shall you need it.

PROVISIONING

We suggest you order your provisioning online on store.moorings.com, just please note it should be done at least a week prior to your embarkation. Notice that snorkelling gear is also available for purchase as it is no longer found onboard. Make sure you select the correct The Moorings base while ordering, in this case Agana base. We will take care that your order is on board before your embarkation.

If you have preordered provisioning for your boat, please check your order is complete as a provisioning representative will come by to sign everything is in order. If you have chosen to pay on arrival, please do this at reception.

You can also stock up in town- Tommy and Studenac supermarkets are open until 10pm in high season.



LUGGAGE STORAGE

In the base are storage facilities for your bags while waiting for the yacht, whilst you are out sailing or while you are waiting for your transfer once your holiday has come to an end.

The storage area is lockable and the bags are stored at owners risk, the Moorings is not responsible for any loss or damage.

COOL BOXES

All The Moorings Catamarans are equipped with cool boxes - one per boat.

WIFI

All The Moorings yachts have WIFI options on board, so kindly ask at the Reception for more details.

ELECTRICITY

The standard voltage on all yachts is 12 volts, and 220V sockets are 2-pin European style. The base provides adapters, however it is also good to have your own if you need multiple ones. There are also plenty of USB sockets found throughout the yachts' interior.

All our catamarans have a generator, so 220V AC is available while plugged into shore power, and while the generator is running.

STARTER PACK

We try to make our yachts as comfortable as possible for all our guests. That is why, in addition to towels and linen prepared in your cabin, you will find a starter package on board to ease the first moments of your holiday, even without going to the store.

It contains: Ice, Water, Tea bags, Coffee sachets, Milk, Sugar, Dishwashing liquid, Soap, Shampoo, Sponge, Paper towels, Toilet paper, Matches, Floor cloth, WC detergent, and Rubbish bags.

There is also a complimentary welcome box with local olive oil and jams; and a bottle of local wine to give you a taste of Croatia.

Please understand that the quantities are just a courtesy for your start and you will need to restock according to your needs.

MORNING YACHT RETURN

All the boats are required to be back in the base by 18:00 on Friday (the day before disembarkation). This enables the base staff to give their full attention to the guests' check out procedure, and the guests to disembark the boat at 9.00 Saturday (last day) without a big commotion.

If you feel like you need one additional night outside of the base - enquire with your booking agent or directly at our reception for prices and availability of the Morning Yacht Return option, as the quantities are limited and prices differ depending on the type of the yacht. Please note that in that case you need to be back in the base at 8.30 sharp and disembarkation is still 9.00.

BARBECUE

Due to fire hazards in Croatia, it isn't allowed to have a charcoal barbecue on board, so please be understanding.

MUSIC

All of The Moorings yachts can be paired via Bluetooth.



YACHT DAMAGE WAIVER AND SECURITY DEPOSIT

Forgot to get YDW before you departed? We've got you covered! Purchase it on the reception and don't worry about possible damage! Inquire at the reception for further details.

Please be aware that in case of any damage to the boat or loss of equipment onboard, the Moorings maintains the right to keep a correspondent amount of the security deposit.

If damage to the boat is done through gross negligence and above the value of the given security deposit, the guest may be liable to pay the full cost of the damage.

BEFORE LEAVING AGANA

- Check your safety equipment with your briefer:
 - Check that your snorkelling vests are loaded, and that you have the correct sized snorkelling fins in your lockers. If you require additional ones or different sizes, you will find these in the wooden box next to Dock B. Kindly return any spares to the box. Due to COVID-19 measures, **we are no longer providing snorkelling masks or snorkels onboard**, but they are available in the shops or on our provisioning pages.
 - All yachts are equipped with adult life jackets, harnesses, snorkel vests & diver down flags. You can see all this equipment demonstrated in our online safety briefing. This safety equipment will be displayed in the saloon of your boat on boarding - If you have any questions feel free to ask our base staff during your briefing.
 - Check if you need kids life jackets. We have plenty at the base so ask for one in case you need it. or you can bring your own. This ensures that children have correctly fitting jackets that are comfortable for them.
- Please ensure you have all the kitchen equipment and bedding you require. Extra bedding and some cooking utensils are available upon request.
- Make sure your fuel and water tanks are full.
- Make sure you have your boat papers, you are well provisioned and have enough cash.
- Don't forget your boarding plank or electricity cords while sailing out.



OVERNIGHT OPTIONS AND PRICING

There are a number of different mooring options in Croatia; marinas, town quays, mooring buoys and anchorages. In high season (end of June - end of Sept) it is very important to handle one's reservations in advance, especially for the southern area. We are providing a detailed list of contacts on our Saturday consultations with a chart briefier at the base.

Anchoring is possible almost everywhere, but please don't do it if you notice UPSIDE-DOWN ANCHOR- meaning no anchorage allowed. If you anchor closer than 300m from buoys or harbours under concession, you will be charged the same fee.

Mooring buoys are either owned by a restaurant- in which case you are expected to dine with them (just call ahead and make dinner reservations in order to book a buoy), or they are under concession- meaning you have to pay for your stay (usually around 40 Euro for a mono hull yacht).

Town quays or **harbours** are NOT the same thing as a marina- they are cheaper, not reservable, cash-only facilities and they DO NOT use VHF 17 for contact upon approach. Some have their own frequency (VHF 09 on Hvar island), but most of them operate on line of sight and on first comes - first served basis. Like marinas, most of them have water, electricity and shower facilities in the southern region, but are much more affordable in price (70 Euro for a 40-foot monohull; you can view exact pricing [here](#)).

Most wide-spread brand of **marinas** in Croatia is the Adriatic Club International (ACI). Their prices, locations and procedures are to be found on aci-marinas.com. Make sure to check out the DESTINATIONS section of this guide for web pages of other marinas found along the coast. All of the marinas in Croatia respond to VHF ch. 17 for communication upon arrival.

All mooring fees are dependent on the size of your yacht and the marina/quay pricing policy, and for catamarans the prices are always +50 or 80% of the listed price.

COASTGUARD

During your cruise you may get stopped by the coastguard; who carry out regular checks during the season. They will check your crew list to make sure it is accurate, the registration documents of the boat, your tourist status report and you will need to show your skippers licence. You may be fined if there are passengers onboard that are not listed on the crew list, if you do not have a valid skippers licence, or if you are not following the rules of the road.



BOAT PAPERS & PROCEDURE

Your boat papers are an identification file for your yacht; they contain all of the documents required for you to charter one of our boats in Croatia. Legally these documents **MUST** be onboard your yacht at all times whilst cruising.

The best place to keep your papers is in the chart table and remove them only when asked. When you arrive at a marina or town quay, the marina staff or harbour master will collect your papers from you. Before you depart you must collect your boat papers and pay the mooring fee for your berth. Please take care of these papers and make sure to never leave any harbour without them. The coastguard police do occasionally carry out random checks, if you are stopped and do not have your boat papers you will be fined and your boat could be impounded.

Boat papers will not be taken from your boat in case you are spending a night on a mooring buoy. A staff member will come to your boat to charge the mooring fee for the buoy. You should always insist to see identification before paying and make sure you have a receipt.

WHEN YOU RETURN TO AGANA

RETURN TO AGANA PROCEDURE

- Please empty all holding tanks and bilges before returning to base, 2NM from shore.
- If you have NOT prepaid for fuel, please make sure to refuel your boat; note there is not a facility to refuel in Marina Agana (see pg 20).
- Use VHF channel 77 to call Agana Moorings base; please only radio as you approach the breakwater (Use Channel 17 for Marina Agana if you arrive outside working hours).
- You will be given assistance during the mooring procedure in the base. If you feel you need additional support while entering the port, make sure to let the harbor master know and a pilot will take you in.

BEFORE YOU LEAVE YOUR BOAT

Please ensure:

- You have had a debrief with one of our technicians; please inform the technician of any faults on the boat. This enables us to keep our boats in the best condition and ensures the boat will be ready for the next customer.
- Wait for a Customer Service Representative to pick up your boat papers and explain the rest of the procedure, incl. transfer arrangements etc.
- Water tanks have been refilled.
- Sheets and towels are left in the saloon or cockpit.
- All rubbish has been removed and disposed of in marina bins next to dock B - do not leave it on the dock or outside of the bins.
- The kids life jackets have been left on the yacht.
- All personal possessions have been removed; please check thoroughly.
- Navigation equipment; including all charts and pilot books, has been returned to the chart table, and all cockpit instruments have been covered.
- WiFi device and keys, if applicable, has been left on the chart or saloon table to be picked up in the morning.
- All hatches are closed.
- The boat should be left in a good seamanlike condition. If this is not the case, there is a possibility of additional cost.
- Please take the time to fill out The Moorings Survey that will be sent to you after charter.



REMEMBER

Return to base by 18.00
Friday.

Disembarkation is on
Saturday by 9.00.



The Moorings Crewed Experience

Relax in the comfort of one of our spacious catamarans, complete with your very own professional skipper and gourmet chef. With a crew to attend to your every need, you'll be free to enjoy what really matters - unforgettable moments with the ones you love.

What's Included

*Personal Chef and Captain
All meals, snacks and beverages (except for 2 dinners ashore)
Fully stocked bar
Bean Bags
Watersports: Kayaks, SUP's...
WiFi onboard
Flat screen TV
Double staterooms with en suite heads
All towels, linens and beach towels
Housekeeping services
Berthing fees
Fuel
Air Conditioning*

Not Included

*Snorkels and Masks (complimentary fins are on board)
Gratuities - Gratuity of 15 to 20 % is suggested if you are happy with the service received (cash only)
Airfare, airport transfers and optional travel insurance*

UNFORGETTABLE MOMENTS
on the water

For more information & bookings,
Visit: www.moorings.com/crewed or contact us: danijela.jakovljevic@thlmarine.com


The Moorings®
Est. 1969

USEFUL INFORMATION

NON-SAILING ACTIVITIES

Konoba and Peka

You will see the word; “Konoba” on many restaurants; these are traditional restaurants that serve fresh local food. Many Konobas will serve "peka"; a traditional way of cooking meat. Usually lamb, veal, octopus or fish are placed in a pan with potatoes, olive oil and herbs, then covered with a metal bell (the peka) and surrounded by hot embers to cook for 2-4 hours. The result is succulent, tender meat and delicious potatoes. If you wish to try "peka", you will need to preorder and give the restaurant 3-4 hours notice.

Wine Tasting

Croatian Wine making goes back thousands of years. Ask in restaurants about local wines and wine tasting as production is usually done locally on a small scale. Try:

Tomić winery,
Jelsa on Hvar island

bastijana.hr

Sladic Vineyard,
near Skradin

vinarija-sladic.com

Lipanovic Winery,
Vis town on Vis island

00 385 91 547 2766

Agrotourism Kaštelanac,
Šolta island

agroturizamkastelanac.com

Zlatan otok Winery,
Hvar island, ripening under the sea

zlatanotok.hr





Diving

Croatia is home to some of the most beautiful diving sites in the world, from huge walls abundant with fish and sealife, to sunken wrecks of ships and bombard airplanes, the choice is up to you.

Diving is strictly regulated and prohibited in many areas, so we recommend using a local diving school as all permits will be covered and your instructor will be able to show you all the best spots! Contact them in advance to hire gear which can be delivered directly to your boat before embarkation, and do not forget your diving license!

Pongo Diving Centre in Primošten

00 385 (0)91 6799 022

depongo.com

Issa Diving Centre in Komiza, Vis

00 385(0) 91 2012 731

scubadiving.hr

Fishing

Fishing is always a great way to add to one's diet when on-board. Croatia has a great variety of fish, and they are all delicious, especially when just caught. An old Dalmatian proverb says that a fish needs to swim three times: first time in the sea, then in olive oil, and lastly in wine; so make sure you have enough of each to enjoy like a local!

Before setting out on a fishing expedition along Croatian shores, it is important to have a proper license. One can very easily be obtained online upon arrival at: ribarstvo.mps.hr.

Fishing equipment can be rented from SAN PJERO - Fishing Tackle Rental, who will bring you your rented equipment to the base. Check out their web site here: sanpjerofishing.com and feel free to reach out to our Customer Service team in advance to order your equipment. Price is from 150 € per week, and includes 3 or 4 rods, tools, hooks, sinkers, etc. San Pjero can also help out with everybody's fishing license so you get it all in one place!

Watersports

Jet Ski

Rent a jet ski in Marina town 00 385 91 753 6972

Wind Surfing, Kite Surfing

Big Blue Sport in Bol 00 385 91 4497 087 bigbluesport.com

Windsurfing Centre Medena in Trogir 00 385 91 921 6386

Mali Viganj Windsurfing in Jadrija (Šibenik) 00 385 98 497 068

Sightseeing, Horse riding, ATV Quad tours, Rafting

splitoutdooradventure.com 00 385 91 1515 451

Wakeboard

Try wakeboarding in the new cable park, or rent equipment for your sailing adventure

Cable Park Split 00 385 91 202 9079 cablepark-split.com

CURRENCY & CREDIT CARDS

From **January 2023** Croatia is accepting Euro as a payment currency. There are many ATMs, banks and exchange offices where you will be able to withdraw cash. It is a good idea to carry cash, as many places are unable to accept credit card payments. Larger restaurants, marinas and supermarkets are able to process card payments, although American Express and Diners are almost never accepted, so it is always best to ask in advance.

LANGUAGE - USEFUL WORDS & PHRASES

Thank You	Hvala	Beer	Pivo
Yes	Da	Wine	Vino
No	Ne	Water	Voda
Good Day	Dobar dan	Milk	Mlijeko
Good Morning	Dobro jutro	Coffee	Kava
Hi / Bye	Bog! or Ciao	Bread	Kruh
Good Bye	Dovidenja	Juice	Sok
Please	Molim	Butter	Maslac
Cheers!	Živjeli!	Bakery	Pekara
Bon appetit	Dobar tek!	Butchers	Mesnica





GRATUITY

In Croatia, gratuity is not included in your receipt. It is considered normal to leave a tip in cash based on the satisfaction of the service that was provided to you. That goes mostly for restaurants and other food & beverage-selling facilities, but also for all other services-like dock hands, sailors, skippers or other staff.

WEATHER FORECASTS

Most town quays and marina offices will provide a local weather forecast upon request. You can also find weather forecasts:

Internet	windy.com or meteo.hr
VHF Radio	3 times a day in English and Croatian Channels 07, 21, 23, 28, 81, 67 Split area: 07:45, 14:45, 21:45 (summertime)

FUEL STATIONS

1. Baotić marina
2. Trogir
3. Rogač, Šolta
4. Milna, Brač
5. Vis Town, Vis
6. Kremik marina
7. Šibenik town
8. Split town
9. Bol, Brač
10. Vrboska, Hvar
11. Korčula, Korčula
12. Makarska



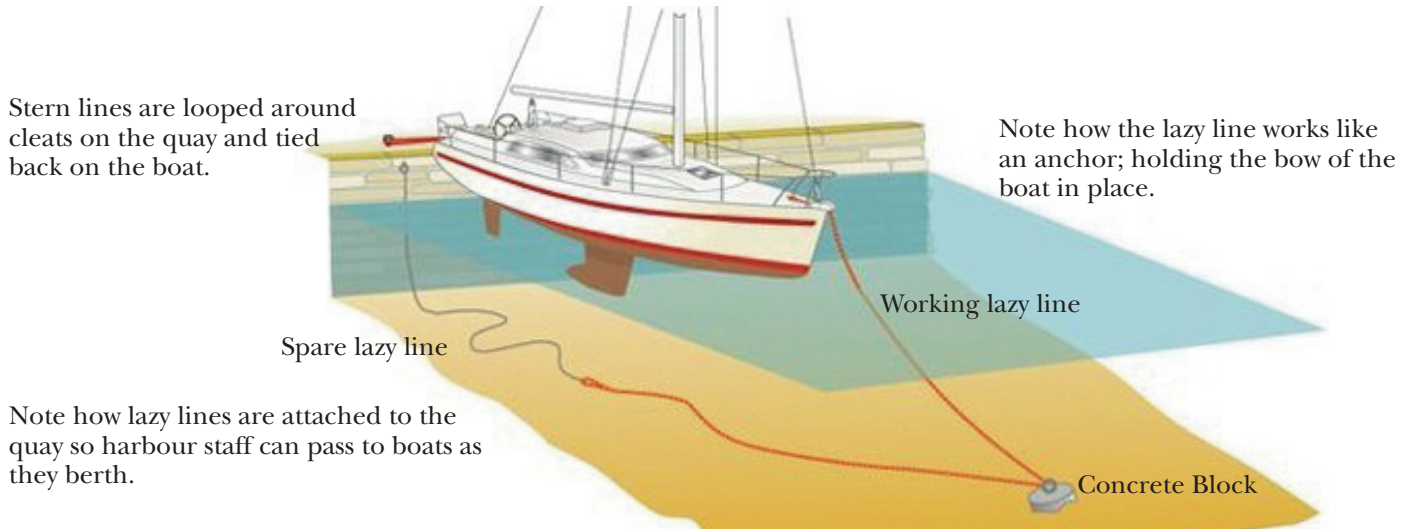
HOSPITALS/ MEDICAL CENTRES & CONTACT NUMBERS

Split	+385 (0)21 556 111
Šibenik	+385 (0)22 641 204
Hvar	+385 (0)21 741 103
Brač	+385 (0)21 635 112
Rogoznica	+385 (0)22 559 045
Primošten	+385 (0)22 570 033
Dubrovnik	+385 (0)20 431 777
Zadar	+385 (0)23 315 677

YOU CAN ALSO FIND A MEDICAL BOOK ON BOARD YOUR BOAT AND **ONLINE** THAT WILL GIVE YOU ALL THE INFORMATION ABOUT EPIDEMIOLOGY AND MEDICAL CENTERS IN THE AREA.

BERTHING TIPS

In most marinas and town quays the standard method of berthing is stern-to with lazy lines (mooring lines) also known as med-mooring. The staff on the pontoons will wave/shout/whistle to get your attention and direct you to a berth. Listen to their instructions as they park boats every day and can help you in tricky situations.



HOW TO MED MOOR

- Prepare two stern (back) lines; one on each side. Make sure to attach “outside everything” to the stern cleats with a bowline, so they can be passed directly to marina staff (or your lead crew) without getting tangled.
- Move your dinghy to the bow and securely tie to the pulpit if you are on a monohull; ensuring both cleats remain free for your lazy line.
- Secure fenders to the guard wire, spread evenly on each side of the boat, the forward one should not be more than about 1 metre in front of the shrouds. Ensure the top of each fender is at deck level.

PREPARING YOUR CREW

- Have at least 1 crew member ready to throw the windward stern line to the harbour staff. Always ensure your windward line is given first (i.e. the line that is on the side the wind is blowing from).
- Have a crew member with a boat hook at the stern of the boat ready to take the lazyline from the harbour staff. They will then walk with this, passing it “hand over hand” to the bow of the boat, pull in the slack and fix to the bow cleat. Make sure to pull in the slack from the concrete block, not from the quay and to drop all excess rope back into the water, not onto the deck.


TAKE NOTE

- All of our boats will experience some “prop kick/walk”. This means that as you engage reverse gear, the stern of the boat will kick one way or the other before you start to move backwards and gain steerage.
- Unless the wind is strong it is recommended to berth as slowly as possible, whilst still maintaining control.
- Give yourself plenty of space to get used to handling your boat in astern and take your time.

SUSTAINABILITY

As passionate sailors, we want to look after the beautiful oceans and wildlife. It's all about the little things, which collectively make a big difference. Here's a few tips on how to minimize your footprint when boating:

- Never throw anything into the sea, that includes small items like cigarette butts or fruit peel.
- Use holding tanks in marinas and at anchorages. Empty them when at least two miles from the nearest land.
- Be careful while anchoring so as not to damage the sea bed.
- Do not collect any shells from the beach and respect sealife in general.
- Avoid any accidental spills into the sea when refueling.
- Turn off electricity when not needed.
- When using the A/C make sure the yacht doors are closed.
- Minimise plastic.
- Take short showers.
- Buy local.
- Use eco-friendly and fair-trade products.
- Recycle and reuse.
- Save fuel - cruise on a slower speed or sail as much as possible.



Click on the picture below to see the details about

OUR
OCEAN
PROMISE

4 HOUR BREAKDOWN ASSISTANCE COMMITMENT

We want to make sure your sailing vacation is fun, memorable and successful. So if you have any problems during your yacht charter, please call us and we'll sort them out within 4 working hours from your call. Check out more details [online](#).

IT COVERS

Engine
Transmission
Windlass
Sails
Standing and Running Rigging
Battery and Alternator

IT DOESN'T COVER

Electronics and Generator
VHF
Refrigeration
Air conditioning
CD player
Marine Toilets
Water Pump
Dinghy and Outboard
Depth and Speed instruments

Note: Breakdowns occurred outside the defined sailing area and hours (8am-5pm), problems due to user negligence, bad weather or force majeure are not covered.

YOUR SAFETY

Please locate your safety card when you get on board and ensure that all your crew read it before leaving the Marina. If you cannot find it then please contact reception who can provide a replacement.

Although you will have watched the online safety briefing before leaving home, we recommend that you all re-watch the video before leaving the dock. This can be done on your own devices using the link: hub.moorings.com/briefing/safety

SWIM SAFE

Swimming is often a fun and important part of a vacation. However local rules, flag systems, currents and where swimming may be permitted, can be different and vary from country to country. We strongly recommend that you and all your crew read through our 'swim safe' information ([online](#)) before you travel.

Unfortunately even the strongest of swimmers can get into difficulties. The information on our website covers children, your surroundings, looking out for others, and not overestimating your own ability. Snorkel vests, Life Jackets and Diver Down flags are all available on board.

Your safety is our top priority... **The Moorings** Est. 1969

Please read and abide by the following safety guidelines to reduce the risk of accidents and injury while on board. We want you and your crew to have a safe and enjoyable vacation. Your skipper (and one other) is responsible for the safety of the crew and will take charge in case of an emergency. These persons must receive a briefing session by our base staff before starting the charter. Their signatures are required on the pre-departure paperwork to confirm this has been adequately received.

General Safety

We strongly advise all passengers to wear lifejackets while on deck and when moving when the risk of accidents is greater. Children and non-swimmers are also at greater risk.

Children under 16 are not allowed to operate the boat. They must be supervised at all times.

Steering under the influence of drink or drugs is dangerous, significantly increases the likelihood of serious accidents and is not permitted by law. Your skipper has a legal responsibility to ensure you have safety records, when in violation to avoid accidents when getting on & off and moving about the boat.

If someone falls overboard, throw a life ring (not directly at them) and be ready to take them to the pumpout. Call the engine immediately if it stalls.

Please familiarize yourself with emergency contact details before leaving home.

Swimming

Swimming is fun, but it can be dangerous. Be sure to follow the rules where you swim by local rules. It's illegal to swim under the influence of drugs or alcohol in most jurisdictions.

Always wear your life jacket when it is safe to swim.

Do not swim in currents and do have assistance of water when other boats pass a bridge.

When swimming, your boat should be safely moored and at least one adult should always stay on board the boat. Your boat's registration is not valid if left.

This should cover the boat's cabin roof or deck of your boat.

Swimming at night is not permitted under the influence of drugs or alcohol in most jurisdictions.

Always ensure that you, the person responsible for your boat, are sober and before starting from the company's base, the skipper's license is valid when out.

Currents are 10 and able to pull the water safety is a. The swimming before it is started and that the life ring is available, before swimming.

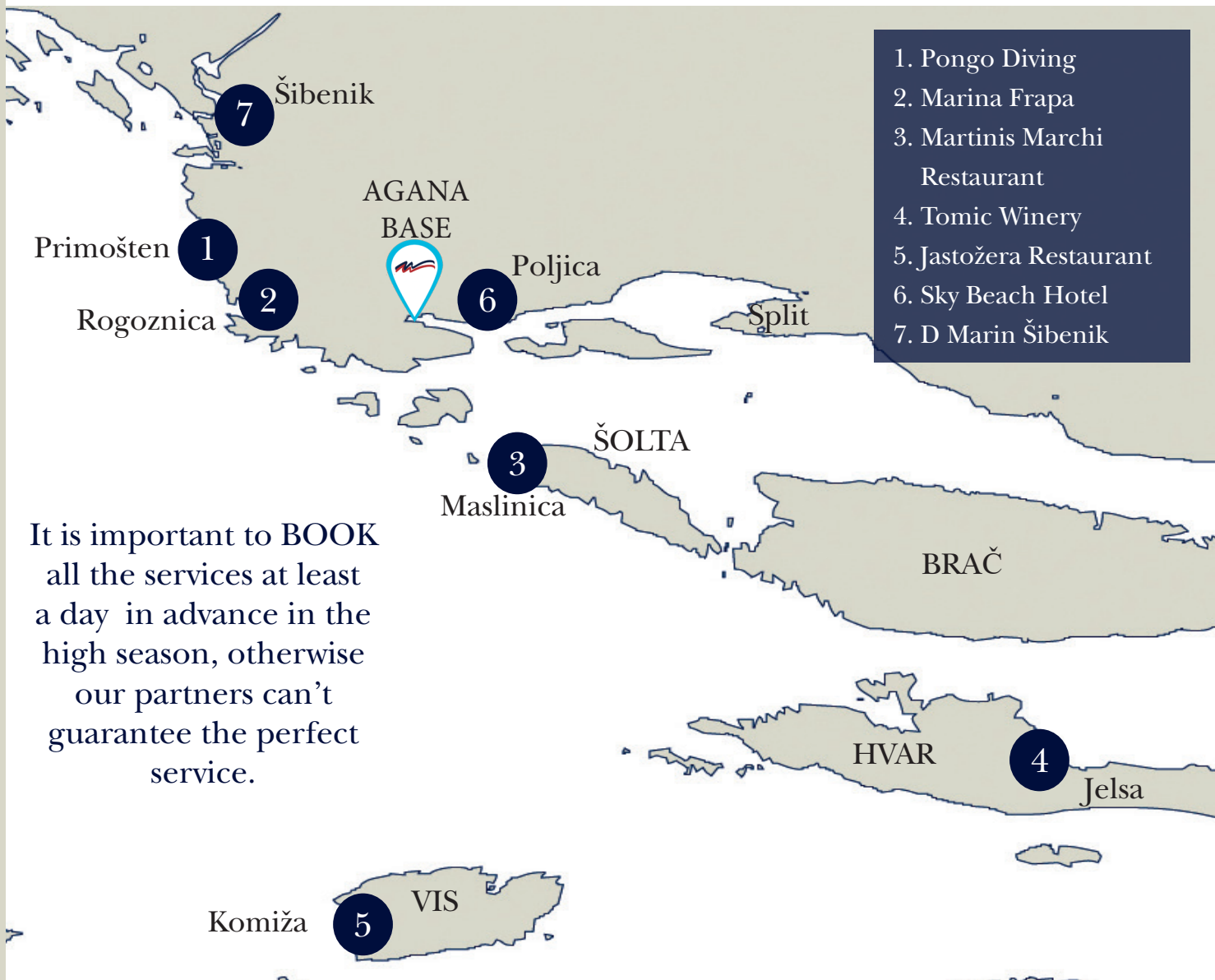
Only strong swimmers should swim under the water. If you have a medical condition, you should seek medical advice before swimming. We would recommend you use a personal flotation device.



CAPTAIN'S REWARDS

We have teamed up with very special partners within our sailing area to provide you with an exceptional choice of cuisine and additional activities where you can use your rewards card and take advantage of exclusive benefits. See details about every The Moorings partner in Croatia on the web [here](#).

For further information regarding the rewards scheme please visit our website [here](#).



- 1. Pongo Diving
- 2. Marina Frapa
- 3. Martinis Marchi Restaurant
- 4. Tomic Winery
- 5. Jastožera Restaurant
- 6. Sky Beach Hotel
- 7. D Marin Šibenik

It is important to **BOOK** all the services at least a day in advance in the high season, otherwise our partners can't guarantee the perfect service.

The Moorings Yacht Ownership

A PIECE OF PARADISE
to call your own

**Enjoy the pride of yacht
ownership without the hassles
or expense**

Spend more time on the water. Visit the world's most spectacular cruising grounds. Treat family and friends to a new perspective. Leave the maintenance, insurance, and dockage to us. Here's how it works:

- You own the boat
- We take care of it at no cost to you
- You receive guaranteed monthly revenue
- You sail at 20 worldwide destinations

Get more information on mooringsyachtownership.com


The Moorings®
YACHT OWNERSHIP

AMBER AND RED ZONES

Red and Amber Zones are a part of our region that we need our guests to pay attention to while manouvering their vessel the most. We are counting on all our Guests that are chartering to know basic chart navigation to avoid any marked and charted dangers by the way of reading the provided charts. However, these couple of places need additional focus as they are easy to overlook. Please note you are signing a Yacht Acceptance Form after your briefing stating you understand these zones and their dangers:

AMBER ZONES are areas the guests need to pay special attention to, and proceed with extreme caution. **RED ZONES** are areas where sailing is not permitted, and any damage to the vessel in these areas is considered negligence. By causing damage to the yacht in amber or red zones that is over and above the value of the security deposit (option 1 or 2), the guests may be liable to pay the full costs of damage repairs.

KRKNJAŠI

Also known as Blue Lagoon, this place is very popular in summer months, luring with its crystal seas and a great beach bar. The lagoon itself is very shallow in the north, so approach strictly from southern side, and be aware that the bay is exposed to all winds but northwesterlies. Drop anchor and enjoy the water.



ŠIBENIK BRIDGE

Sailing upriver from Šibenik town in order to reach the beautiful cascades of Krka National Park is a beautiful and scenic route, taking you beneath two bridges. Don't let the picturesque landscape distract you from driving the boat and concentrate on motoring as close to the middle of the bridge as possible. There is enough space for two boats to pass each other, so remain calm with a steady hand on the helm, especially in summer months when the amount of yacht is increased. Also, ignore the bungee jumpers, they need to avoid you, not vice versa.



GATE OF SPLIT

The channel between islands of Šolta and Brač is passable. It is also a high traffic area used by fast ferries high speed crafts where we advise additional attention, especially to the rules of the road. We recommend turning the engines on, and keeping an eye open for the frequent police checks.



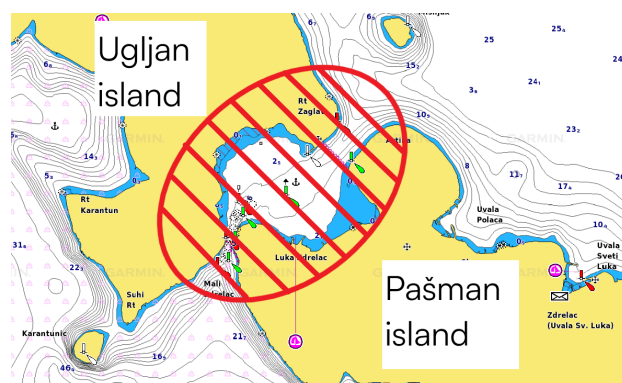
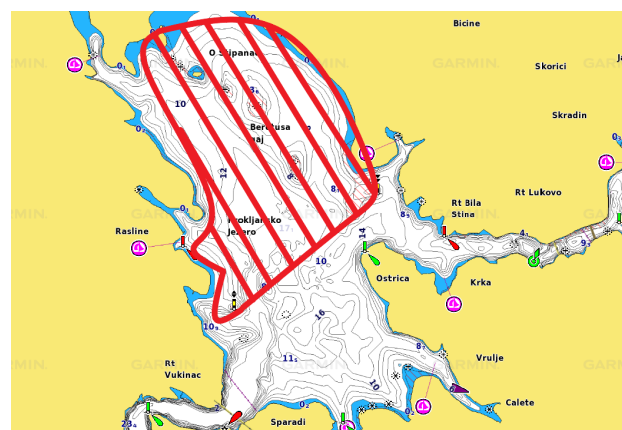


PROKLJAN LAKE

On the way to Skradin town is a small lake Prokljan. As sailing is prohibited in the channel, and speed is limited to 6 kts, a lot of people want to sail a bit in the lake. Prokljan lake has a couple of reefs in the middle of it, also clearly marked on charts that are only 1 meter deep and pose a serious threat to the safety of crew and vessel, so pay attention to this section being a red zone, make sure to **avoid it**. Getting a yacht off the reef usually requires a 3rd party company and can prove to be really expensive for the responsible captain on board. Getting to Skradin town is still possible if one stays south to both cardinal markers.

ŽDRILAC PASSAGE

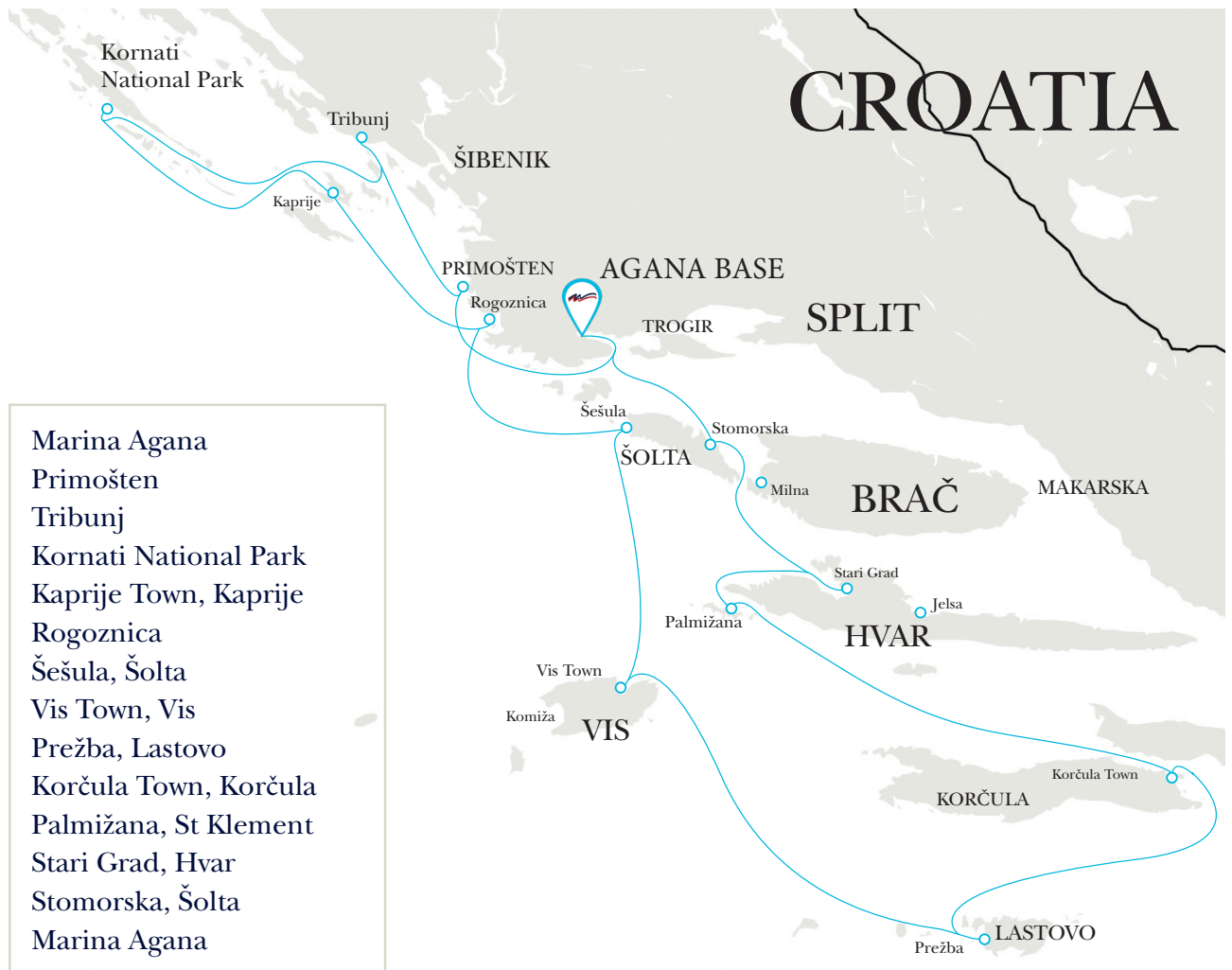
Channel between Ugljan and Pašman islands close to Zadar town may seem a bit far for from Agana base, however, that area is still reachable. Even though on charts the passage is marked, pay attention that the bridge is **too low** for any of our sailing boats to pass beneath. Trying to do so will inevitably lead to serious damage to the vessel.





SUGGESTED ITINERARIES

TWO WEEK ROUTE





ONLINE CHART BRIEFING

The position of Agana base offers great variety to any boat-loving person arriving to Croatian coast. Sometimes our guests are so overwhelmed, they feel they could stay a month and still see only the tip of the iceberg of opportunities, things to do, places to snorkel, towns to discover and secluded beaches to call their own. To give you a taste of sailing in Croatia for a week, we've put together an online version of Agana Chart Briefing that you can view by clicking [HERE](#).

We still highly recommend you have consultations with a Chart briefer to go through the weather conditions and finer points of your itinerary.

ONE WEEK ROUTE - SOUTH



DAY 1
Šešula bay, Šolta

DAY 2
Komiža, Vis

DAY 3
Vis town, Vis

DAY 4
Vinogradišće bay,
St Klement

DAY 5
Jelsa, Hvar

DAY 6
Milna, Brač

DAY 7
Marina Agana

ONE WEEK ROUTE - NORTH



DAY 1
Sićenica bay

DAY 2
Skradin

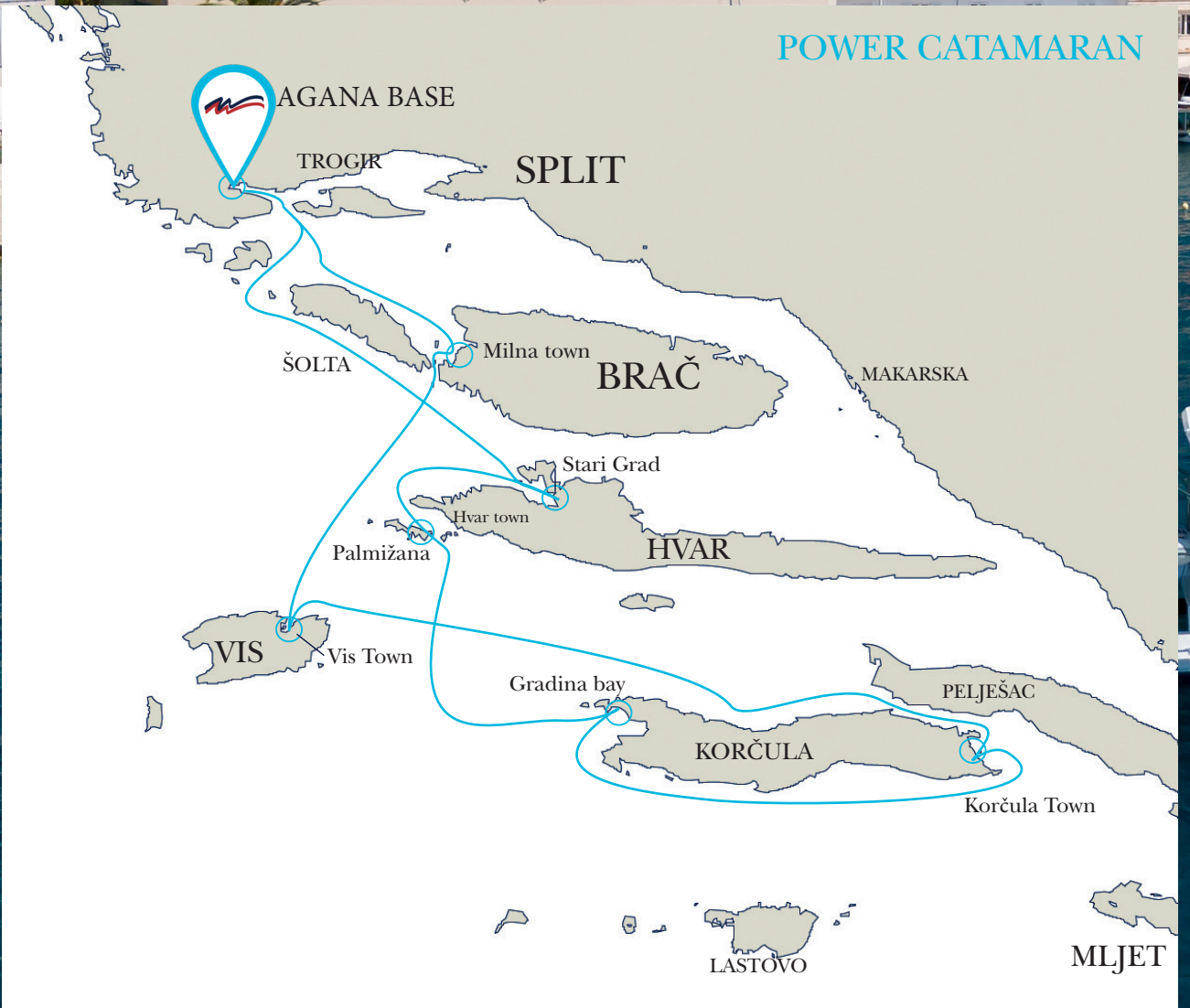
DAY 3
Zlarin

DAY 4
Lavsa, Kornati NP

DAY 5
Žirje

DAY 6
Rogoznica

DAY 7
Marina Agana





ONE WEEK ROUTE

DAY 1
Milna town, Brač

DAY 2
Vis town, Vis

DAY 3
Korčula town

DAY 4
Gradina bay

DAY 5
Palmižana, St Clament

DAY 6
Stari Grad, Hvar

DAY 7
Marina Agana





DESTINATIONS SOUTH OF AGANA

TROGIR


A beautiful historic town set within medieval walls, Trogir was listed as a UNESCO world heritage site in 1997. The architecture is mostly from the time of Venetian rule and is some of the best preserved in Europe. There are many shops, bars and restaurants hidden in the cobbled, maze-like streets and many archaeological attractions to explore. During the summer there is often live music in the squares, enjoy this from one of the many cafes and soak up the Mediterranean culture. There are two modern and well-equipped marinas in the town and it is sometimes possible to dock on the promenade during the low season. The bridge connecting the old town and island Čiovo isn't tall enough for our yachts.



FACILITIES & SERVICES	COMMENTS	FACILITIES & SERVICES	COMMENTS
Mooring Fee	✓ ACI Marina and Marina Trogir (sct.hr)	Supermarket	✓
Water	✓	WIFI	✓ Free WIFI next to reception
Electricity	✓	Restaurants	✓
Toilets & Showers	✓	Mooring Buoys	✗
ATM	✓	Free Anchoring	✗
Fuel	✓	NB. Avoid in strong westerly winds	

SPLIT


Another UNESCO world heritage site, Split is the largest and one of the oldest cities in Dalmatia. The bustling old town is full of character and many shops, restaurants and bars are set amongst the impressive ruins of the Roman Emperor, Diocletian's Palace. A cultural centre dating back to Medieval times, there are many references to Croatian poet Marko Marulić throughout the town. Today you will find museums, art galleries and many stalls exhibiting the work of local artisans. You can moor on the town quay or in the more sheltered ACI marina.



FACILITIES & SERVICES	COMMENTS	FACILITIES & SERVICES	COMMENTS
Mooring Fee	✓ ACI Marina and Marina Špinut	Supermarket	✓
Water	✓	WIFI	✓
Electricity	✓	Restaurants	✓
Toilets & Showers	✓	Mooring Buoys	✗
ATM	✓	Free Anchoring	✗
Fuel	✓	NB. Avoid town quay in southerly winds	

MASLINICA - ŠOLTA ISLAND


A small village on the quiet island of Šolta, Maslinica is a popular destination for sailors and holidaymakers. The bay is dominated by a beautiful old castle (now a luxury hotel), and the town quay has recently been renovated into a modern and well-equipped small marina- Martinis Marchi. Known for boasting some of the clearest water in the Adriatic, there are a number of secluded rocky beaches along the pine-clad coastline. Enjoy the sunset from hilltop restaurant "Šampier" whilst sampling local Dalmatian cuisine and wines.



FACILITIES & SERVICES	COMMENTS	FACILITIES & SERVICES	COMMENTS
Mooring Fee	✓ Marina Martinis Marchi martinis-marchi.com	Supermarket	✓
Water	✓	WIFI	✓
Electricity	✓	Restaurants	✓
Toilets & Showers	✓	Mooring Buoys	✗ Available in next bay - Sešula
ATM	✗	Free Anchoring	✓ Around islands by bay entrance
Fuel	✗	Avoid W side of dock in Westerlies	

ŠEŠULA - ŠOLTA ISLAND

A quiet and sheltered bay on W side of the island of Šolta; perfect for swimming and relaxing. There are two restaurants; **Šišmiš** and Šešula both of which have mooring buoys in the bay. If you use one of these buoys you must eat at the relevant restaurant. Alternatively if you can find space to anchor, the holding is generally good. Walk 10 minutes to reach beautiful Maslinica town.



FACILITIES & SERVICES	COMMENTS
Mooring Fee	✗ Buoys owned by restaurant
Water	✗
Electricity	✗
Toilets & Showers	✗
ATM	✗
Fuel	✗

FACILITIES & SERVICES	COMMENTS
Supermarket	✗
WIFI	✗
Restaurants	✓
Mooring Buoys	✓
Free Anchoring	✓ In the Bay
NB. Avoid in strong south-westerly winds	

STOMORSKA - ŠOLTA ISLAND

Stomorska is a picturesque fishing village with a rich nautical history. The water in the bay is beautifully clear and there are several beaches for relaxing and swimming. Walk up the hill on the southern side of the bay to enjoy beautiful views of the village and across to the mainland. There are a number of good restaurants serving fresh fish and local Dalmatian cuisine, as well as a beach bar where you can enjoy a cocktail (or two!). The town quay can be very busy in the summer; however, it is also possible to anchor in the bay. Try to visit the local winemaker-Kaštelanac, for some really traditional experience.



FACILITIES & SERVICES	COMMENTS
Mooring Fee	✓ Town Quay
Water	✓
Electricity	✓
Toilets & Showers	✓
ATM	✓
Fuel	✗

FACILITIES & SERVICES	COMMENTS
Supermarket	✓
WIFI	✗
Restaurants	✓
Mooring Buoys	✗ Available in previous bay - Rogač
Free Anchoring	✓ In the Bay, at least 300m from town quay
NB. Avoid in north - easterly winds	

BOBOVIŠĆA - BRAČ ISLAND

The perfect place to relax, Bobovišća is a small, quiet village on the Island of Brač situated around a deep, forked inlet. The village has two restaurants and a small shop for provisioning. Walk to the top of the hill for views over the bay and to visit old Byzantine and Roman ruins. There are mooring buoys with additional mooring lines in both forks of the bay, there is also a small town quay, however the water is very shallow so this is only suitable for catamarans and small fishing boats.



FACILITIES & SERVICES	COMMENTS	FACILITIES & SERVICES	COMMENTS
Mooring Fee	✓ Mooring Buoys	Supermarket	✓ Mini-market
Water	✗	WIFI	✗
Electricity	✗	Restaurants	✓ Try Kogula restaurant
Toilets & Showers	✗	Mooring Buoys	✓
ATM	✗	Free Anchoring	✓
Fuel	✗	NB. Avoid in strong westerly winds	

MILNA - BRAČ ISLAND

Milna is a historic fishing town and safe harbour boasting three marinas; two in the centre of town and Marina Vlaška located at the entrance to the channel. The Venetian architecture in the town is typical of Dalmatia and mainly constructed from Brač's famous white stone, also used in the construction of a number of famous buildings; including the White House in Washington D.C. There are several good restaurants in the town and bars along the waterfront to enjoy a coffee or cocktail. Closer to Marina Vlaška is a pebble beach for swimming and a cafe on the veranda overlooking the bay; perfect for sunsets!



FACILITIES & SERVICES	COMMENTS	FACILITIES & SERVICES	COMMENTS
Mooring Fee	✓ ACI marina, Yacht Club Milna and Marina Vlaška	Supermarket	✓
Water	✓	WIFI	✓ At marinas
Electricity	✓	Restaurants	✓ Try Palma in the center
Toilets & Showers	✓	Mooring Buoys	✗
ATM	✓	Free Anchoring	✓ At bay entrance
Fuel	✓		

PUČIŠĆA - BRAČ ISLAND

This alluring and splendid little traditional town is tucked away on the north eastern side of Brač island, hidden at the end of a deep, long bay. The eastern side of Brač is unfairly overseen sometimes by sailors, in favor of the more recognized islands Vis or Hvar. In spite of that, this area dazzles visitors wanting to be inspired by history and culture, what with its stonemasonry school and tradition, where workshops are refreshing, what by the long promenade dotted with ancient forts.



FACILITIES & SERVICES	COMMENTS
Mooring Fee	✓ Town Quay NO Credit cards
Water	✓
Electricity	✓
Toilets & Showers	✓
ATM	✓
Fuel	✗



FACILITIES & SERVICES	COMMENTS
Supermarket	✓
WIFI	✗
Restaurants	✓
Mooring Buoys	✗
Free Anchoring	✗ Try anchoring in Luka bay

NB. Avoid in strong north-easterly winds.

OMIŠ - MAINLAND

Omiš in Croatia is the symbol of active and adventure tourism, and has a long, sandy, public beach. Nestled between two cliffs at the mouth of river Cetina, it is easily visible from afar. The river and cliffs assure for breathtaking canyoning, rafting, zip-lining, hiking and rock climbing experiences that you can find nowhere else.

Although there are mooring buoys at the mouth of the river, you will probably find yourself anchoring after it, so make sure to arrive early to this historical pirate town to secure a place.



FACILITIES & SERVICES	COMMENTS
Mooring Fee	✓ Mooring buoys NO credit cards
Water	✗
Electricity	✗
Toilets & Showers	✗
ATM	✓
Fuel	✗

FACILITIES & SERVICES	COMMENTS
Supermarket	✓
WIFI	✓ In restaurants and bars
Restaurants	✓
Mooring Buoys	✓
Free Anchoring	✓ To the east of the town

NB. Avoid in strong winds.



JELSA - HVAR ISLAND

One of the most picturesque towns on the island of Hvar; Jelsa is nestled in amongst hills dense with pine woods. The town quay extends all the way around the harbour with numerous laid moorings. Walk around the town to see old stone streets, squares, churches and parks. Enjoy a coffee in the main square and soak up the Mediterranean atmosphere of this bustling town. The food in Jelsa is some of the best in the Adriatic; choose from many excellent restaurants and sample local Hvar wines in Tomić winery. Hire a bike or a scooter to soak in the amazing lavender fields dotted along the island or visit the [adrenaline park](#).



FACILITIES & SERVICES	COMMENTS
Mooring Fee	✓ Town Quay - VHF 9 NO Credit cards
Water	✓
Electricity	✓
Toilets & Showers	✓
ATM	✓
Fuel	✗

FACILITIES & SERVICES	COMMENTS
Supermarket	✓
WIFI	✗
Restaurants	✓
Mooring Buoys	✗
Free Anchoring	✗
NB. Avoid in north-easterly winds	

VRBOSKA - HVAR ISLAND

Situated in a deep narrow bay surrounded by pine forest, vineyards and olive groves, Vrboska is the smallest town on Hvar island. It is locally known as “Little Venice” as there is a small island in the centre of the town connected by picturesque footbridges. Make sure to visit the church of Sv. Marija (St. Mary), built as a fortress and refuge in the 15th century to protect the town from Turkish invasions. Today the church houses many valuable antiques and is a beautiful viewpoint over the Vrboska channel. It is possible to moor in the ACI marina or town quay.



FACILITIES & SERVICES	COMMENTS
Mooring Fee	✓ ACI Marina or Town Quay
Water	✓
Electricity	✓
Toilets & Showers	✓ Marina only
ATM	✓
Fuel	✓

FACILITIES & SERVICES	COMMENTS
Supermarket	✓
WIFI	✓ Marina only
Restaurants	✓
Mooring Buoys	✗
Free Anchoring	✓ Only in small bays outside harbour
NB. Avoid in strong south-easterly winds	

STARIGRAD - HVAR ISLAND

Starigrad, meaning “old town”, is one of the oldest towns in Europe. Due to its long and rich history, it is unsurprising that the town is a maze of old streets and beautiful architecture. Nearby is UNESCO world heritage site Starigrad Plain; an example of the agricultural system used by the ancient Greeks that has been preserved and maintained by succeeding generations. There are several good restaurants along the waterfront and many more tucked away in the old town. As well as it’s rich history, Starigrad is a sheltered harbour and the quay gets very busy in the summer; arrive early to ensure a berth.



FACILITIES & SERVICES	COMMENTS
Mooring Fee	✓ Town Quay & buoys- VHF 9 NO credit cards
Water	✓
Electricity	✓
Toilets & Showers	✓ Next to harbourmasters office, on S side
ATM	✓
Fuel	✗

FACILITIES & SERVICES	COMMENTS
Supermarket	✓
WIFI	✗
Restaurants	✓
Mooring Buoys	✓ Only a few
Free Anchoring	✗ Some anchoring half a mile away
NB. Avoid in strong westerly winds	

HVAR TOWN - HVAR ISLAND

Hvar town has a long history of trade and culture in the Adriatic, today it is one of Croatia’s most popular holiday destinations. Archaeological attractions include the Fortica Fortress, Cathedral and Franciscan Monastery, the cuisine is of a world class standard and the nightlife is some of the best in Croatia. Due to Hvar town’s popularity, prices are more expensive than nearby islands and the town can be extremely busy in the summer, regardless, it is well worth a visit. There is a town quay and mooring buoys, however it is very competitive for a berth and a better option is to moor on Pakleni islands archipelago.



FACILITIES & SERVICES	COMMENTS
Mooring Fee	✓ Town Quay & buoys NO credit cards
Water	✓
Electricity	✓
Toilets & Showers	✗
ATM	✓
Fuel	✓

FACILITIES & SERVICES	COMMENTS
Supermarket	✓
WIFI	✗
Restaurants	✓
Mooring Buoys	✓
Free Anchoring	✗ St Klement Island
NB. Avoid town quay & mooring buoys in southerly winds	

PALMIŽANA MARINA - ST. KLEMENT ISLAND

Palmižana ACI marina is situated on the north side of idyllic St Klement Island and from here it is possible to take a water taxi to Hvar Town. Due to its proximity to Hvar, the marina is very popular in the summer so arrive early to find a berth. Extensive footpaths that cover the island give the impression of botanical garden, making it easy to access the marina from the southern bays. Vinogradišće is a popular choice for anchoring and boasts a number of good restaurants and a cocktail bar complete with tree houses to relax and enjoy the beautiful bay.



FACILITIES & SERVICES	COMMENTS	FACILITIES & SERVICES	COMMENTS
Mooring Fee	✓ ACI Marina and buoys in Vinogradišće bay	Supermarket	✓ Small & expensive
Water	✓	WIFI	✓
Electricity	✓	Restaurants	✓ most popular ones in Vinogradišće bay
Toilets & Showers	✓	Mooring Buoys	✓ In Vinogradišće bay, book them early in high season
ATM	✓	Free Anchoring	✓ Surrounding bays except Vinogradišće
Fuel	✗	NB. Avoid in north-easterly winds	

VIS TOWN - VIS ISLAND

The furthest inhabited island from mainland Croatia, Vis is an old military island with a rich history and was only opened to the general public in 1989. There are many military structures still standing on the island, and military tours run from Vis town and Komiza. Today, Vis is well known for its wine production, with traditions dating back to ancient times, make sure to visit one of the local vineyards for a tasting. The large town quay gets very busy in the high season so arrive early for a space. There are also mooring buoys and plenty of space to anchor, however there is a fee. You can also try Kut village on the east side of the bay.



FACILITIES & SERVICES	COMMENTS	FACILITIES & SERVICES	COMMENTS
Mooring Fee	✓ Town Quay and Buoys	Supermarket	✓
Water	✓	WIFI	✓
Electricity	✓	Restaurants	✓
Toilets & Showers	✓	Mooring Buoys	✓
ATM	✓	Free Anchoring	✗ Anchoring fee in the bay
Fuel	✓	NB. Avoid quay in northerly and easterly winds	

KOMIŽA - VIS ISLAND

A picturesque fishing town, Komiža is located in a large and deep bay, set against the scenic backdrop of Hum Hill. Fast becoming known for its charm and lovely Mediterranean atmosphere, the small town is made up of narrow streets and has many architectural points of interest. It is also known as “divers paradise”, so bring your licence! There are many excellent restaurants where you can eat fresh fish or lobsters, caught by the local fishermen and drink local Vis wines. The town quay gets very busy in the summer, however, there are also plenty of mooring buoys in the bay.



FACILITIES & SERVICES	COMMENTS	FACILITIES & SERVICES	COMMENTS
Mooring Fee	✓ Town Quay or buoys	Supermarket	✓
Water	✓	WIFI	✓
Electricity	✓	Restaurants	✓ Try Jastožera
Toilets & Showers	✓	Mooring Buoys	✓
ATM	✓	Free Anchoring	✓ Not really safe- at least 300m away from buoys
Fuel	✗	NB. Avoid in south-westerly/southerly winds	

ŠĆEDRO

A small, quiet and largely uninhabited island south of Hvar, Šćedro is a place of natural beauty and tranquillity. Due to the mild climate, the island was historically used as pasture land, today the fertile soil is rich with vegetation and a wealth of local plants and herbs. Most notably, the island is known for the Dominican monastery in the village of Mostir; abandoned in the 18th century the ruins still stand today. There are two deep and well-protected bays for mooring; Manastir and Lovišće where restaurant owners have laid mooring buoys.



FACILITIES & SERVICES	COMMENTS	FACILITIES & SERVICES	COMMENTS
Mooring Fee	✗	Supermarket	✗
Water	✗	WIFI	✗
Electricity	✗	Restaurants	✓ In Manastir & Lovisce
Toilets & Showers	✗	Mooring Buoys	✓ A few belonging to restaurants
ATM	✗	Free Anchoring	✓
Fuel	✗		

KORČULA

The birthplace of Marco Polo and one of the most beautiful, historic towns in Croatia; Korčula was a favourite Greek holiday spot over 2,000 years ago. A mini fortress enclosed within honey coloured stone walls, there is a wealth of architectural delights to discover in every street. Take note of the Gothic-Baroque Cathedral of St Mark, the Venetian inspired palace of the Gabrielis family (now home to the town museum) and visit the family home of Marco Polo. Do not miss the opportunity to see traditional sword dancing- Moreška. The ACI marina gets very busy in the high season so it is worth reserving a berth.



FACILITIES & SERVICES	COMMENTS	FACILITIES & SERVICES	COMMENTS
Mooring Fee	✓ ACI Marina, town quay and anchoring in Luke bay	Supermarket	✓
Water	✓	WIFI	✓
Electricity	✓	Restaurants	✓
Toilets & Showers	✓	Mooring Buoys	✗
ATM	✓	Free Anchoring	✗ Anchoring fee in Luka bay
Fuel	✓	NB. Avoid in westerly/north-westerly winds	

LASTOVO

“The island of crystal stars” sits at the centre of an archipelago of forty-five uninhabited islands and is an area of natural beauty. Out of bounds to foreigners for many years, the island remains charmingly unspoiled by tourism. It is a nature park, so you need a ticket: pp-lastovo.hr. The main settlement on the island is Lastovo town; a maze of narrow streets and old houses. The town is famous for the unusual Lastovo chimneys which were once a status symbol for local families. There are small marinas in Ubli and Zaklopatica, and there are many small quays and mooring buoys situated around the island. Lastovo is a nature park, so make sure you purchase the tickets for visitors



FACILITIES & SERVICES	COMMENTS	FACILITIES & SERVICES	COMMENTS
Mooring Fee	✓ Town Quay in Ubli & Zaklopatica	Supermarket	✓
Water	✓	WIFI	✗
Electricity	✓	Restaurants	✓
Toilets & Showers	✗	Mooring Buoys	✗
ATM	✓	Free Anchoring	✗ Nature Park ticket
Fuel	✓		

WATERSPORTS IN AGANA



Book your favorite
toy with us!

Contact us on the
Reception on arrival, or
go [online](#).



The Moorings®
Est. 1969





DESTINATIONS NORTH OF AGANA

ROGOZNICA

A small resort town situated in a deep and sheltered bay, much of the charming town of Rogoznica is located on a small island connected to the mainland via a bridge. The waterfront is lined with bars, shops and several good restaurants, all of which enjoy the beautiful views over the bay; especially at sunset. Across the other side of the bay is the Dragon's Eye salt-water lake and Marina Frapa; reputed as one of the most beautiful and exclusive marinas in Croatia. Within the marina complex is; a sushi restaurant, sports centre, disco and swimming pool. The charming lavender labyrinth above the town quay is also worth a look.



FACILITIES & SERVICES	COMMENTS	FACILITIES & SERVICES	COMMENTS
Mooring Fee	✓ Town Quay & Marina Frapa	Supermarket	✓ Several large ones
Water	✓	WIFI	✓
Electricity	✓	Restaurants	✓
Toilets & Showers	✓	Mooring Buoys	✓ On both sides of the bridge
ATM	✓	Free Anchoring	✓ Further in the bay
Fuel	✓		

PRIMOŠTEN


The most picturesque small town in the Adriatic, the historic town of Primošten is situated on a small island connected to the mainland by a bridge and surrounded by vineyards, olive groves and beautiful crystal clear water. Make sure to visit the beautiful church of St. George, built in the 15th century and situated in the centre of the old town, the views over the Adriatic are spectacular. You can also try hiking to the newly made statue of Virgin Mary overlooking the bay. There are a variety of good restaurants, cafes and bars and a popular pebble resort beach where children can play with water toys. The town quay and mooring buoys are extremely busy in the summer so arrive early to ensure a space.



FACILITIES & SERVICES	COMMENTS	FACILITIES & SERVICES	COMMENTS
Mooring Fee	✓ Town Quay & Buoys	Supermarket	✓
Water	✓	WIFI	✓
Electricity	✓	Restaurants	✓
Toilets & Showers	✓	Mooring Buoys	✓
ATM	✓	Free Anchoring	✓
Fuel	✗ In Kremik marina, 3NM away	NB. Avoid in all stronger winds	

ZLARIN TOWN

Zlarin is the only village on the small island situated at the mouth of the Krka river. Historically the island is famous for the harvesting and processing of red coral and there is a small museum and beautiful coral jewellery shop dedicated to this tradition. Cars are banned from the island, giving it a special charm and making it the perfect place to relax. There is a selection of restaurants to enjoy an evening meal, one of our favourites is family restaurant “Ivana” for excellent Dalmatian cuisine. There is usually space to moor on the large town quay, which offers shelter from most winds, but can get very choppy when a north-westerly is blowing. Anchoring isn’t free of charge in the bay.



FACILITIES & SERVICES	COMMENTS	FACILITIES & SERVICES	COMMENTS
Mooring Fee	✓ Town Quay NO credit card	Supermarket	✓
Water	✓	WIFI	✗
Electricity	✓	Restaurants	✓
Toilets & Showers	✗	Mooring Buoys	✓
ATM	✓	Free Anchoring	✓ Anchoring fee in the bay
Fuel	✗	NB. Avoid in strong northerly winds	

SKRADIN

Skradin is a picturesque Dalmatian town with narrow cobbled streets and venetian architecture dating back to the 18th century. The gateway between the sea and the Krka National Park, Skradin lies at the river entrance to the park itself. As you make your way up the winding Krka river to Skradin be sure to stop at local mussel and mussels farms to pick up some fresh produce! The ACI Marina is very busy in the Summer so be sure to book. It is also possible to anchor in the bay and the mud riverbed ensures good holding. You could also pic up some mooring buoys or visit nearby restaurant with a lovely dock for its guests.

In the evening explore Skradin town and try the traditional Croatian delicacy “peka”; a combination of meat or fish and potatoes slow cooked for 2-4 hours. Konoba Toni in the old town is well known for fantastic peka.


FACILITIES & SERVICES	COMMENTS	FACILITIES & SERVICES	COMMENTS
Mooring Fee	✓ ACI Marina and buoys	Supermarket	✓
Water	✓	WIFI	✓
Electricity	✓	Restaurants	✓
Toilets & Showers	✓	Mooring Buoys	✓ On the E side of the riverbed
ATM	✓	Free Anchoring	✓ A mile downriver
Fuel	✗		

THE KRKA NATIONAL PARK

The National Park run a free ferry service from Skradin up the final part of the river to the last, largest and most famous of the Krka waterfalls; Skradinski Buk.

The ferry usually takes 20 minutes and runs from Skradin town every hour. You can also rent bikes from the town for the easy 5km cycle along a gravel track. Be sure to take your towel and swimming costume as it is possible to swim in the largest pool between the underwater carst pillars guaranteeing unforgettable experience.

Tickets are required for entrance to the National Park which can be purchased at either the National Park office in Skradin town, online, or upon entry to the park itself. See park [entry fees online](#) or to the right. For children under the age of 7 years, entry is free (2018 prices).



ENTRY FEES 2023	APRIL, MAY, OCTOBER	JUNE - SEP
ADULTS	20,00 €	40,00 €
CHILDREN (7-18 YEARS)	15,00 €	28,00 €

PRVIĆ LUKA - PRVIĆ ISLAND

Prvić Luka is a quaint village with beautiful old stone buildings and narrow streets. The island has a unique atmosphere as there are no cars or roads, it really is the perfect place to escape. Be sure to visit the museum of Croatian inventor; Faust Vrančić who is buried at the local church. He is credited with using sketches from Leonardo Da Vinci to invent the parachute. There is a selection of good restaurants in Prvić Luka or you can walk to the next village; Šepurine. Although the bay is open to southerly winds, both the mooring buoys and small town quay are protected from the waves by a breakwater.



FACILITIES & SERVICES	COMMENTS	FACILITIES & SERVICES	COMMENTS
Mooring Fee	✓ Town Quay NO credit card	Supermarket	✓ Closes at 12 on Sundays
Water	✓	WIFI	✗
Electricity	✓	Restaurants	✓
Toilets & Showers	✓ 1 shower - 1 toilet	Mooring Buoys	✓
ATM	✗	Free Anchoring	✓ Outside breakwater
Fuel	✗	Uncomfortable in SE	

TRIBUNJ

A traditional and picturesque fishing town once famous for it's boat building industry, Tribunj village is connected to the mainland with an old stone bridge. There are some lovely local restaurants on the sea front of the old village serving fresh fish from local fishermen. Visit in August for the chance to see a traditional Dalmatian donkey race or an acappella choral concert. There is a very busy town quay however, you are unlikely to find a space in the summer. A better option is to use the modern marina, which is a short walk from the old village. There are also mooring buoys and an anchorage close by.



FACILITIES & SERVICES	COMMENTS	FACILITIES & SERVICES	COMMENTS
Mooring Fee	✓ D Marin Tribunj	Supermarket	✓
Water	✓	WIFI	✗
Electricity	✓	Restaurants	✓
Toilets & Showers	✓	Mooring Buoys	✗
ATM	✓	Free Anchoring	✓
Fuel	✓	NB. Avoid in strong westerly and southerly winds	

KAPRIJE

Kaprije island is one of the largest islands in the Šibenik archipelago. The village; also called Kaprije is the only inhabited area on the island and is situated in a sheltered bay protected from most winds. There are several restaurants including “Liberty beach bar and grill” found on the beach; perfect for enjoying a cocktail or evening meal whilst watching the sunset. There is a small town quay and a number of mooring buoys in the bay.



FACILITIES & SERVICES	COMMENTS	FACILITIES & SERVICES	COMMENTS
Mooring Fee	✓ Town Quay NO credit cards	Supermarket	✓ Closes at 12 on Sundays
Water	✓	WIFI	✓
Electricity	✓	Restaurants	✓
Toilets & Showers	✗	Mooring Buoys	✓ Plenty are found around the island
ATM	✓	Free Anchoring	✗ Anchoring fee in the bay
Fuel	✗	NB. Avoid in northerly winds	

ŽIRJE

The most distant permanently inhabited island in the Šibenik archipelago, Žirje is an area of natural beauty and the rocky coastline is littered with beaches, coves and coral reefs. The island has a long history, it was once an outpost and the remains of the Byzantine fortress from the 6th century still stand today. There are two sheltered bays popular with sailors; Stupica Vela and Tratinska, both have mooring buoys and a restaurant. Rosa’s restaurant in Stupica bay, offers a fresh fish or meat option daily and is known for excellent Dalmatian food. If you are hobby scuba divers- you will find this to be a great spot!



FACILITIES & SERVICES	COMMENTS	FACILITIES & SERVICES	COMMENTS
Mooring Fee	✓ Mooring Buoys	Supermarket	✗
Water	✗	WIFI	✗
Electricity	✗	Restaurants	✓ 1 (limited menu)
Toilets & Showers	✗	Mooring Buoys	✓
ATM	✗	Free Anchoring	✓ At least 300m way from buoys
Fuel	✗	NB. Avoid Stupica bay in south-easterly winds	

MURTER

The town of Murter is the busiest on the island and a popular gateway to the Kornati National Park. With many restaurants and several large supermarkets, it is a great place to stop before venturing to the barren Kornati islands. There is a popular marina in the bay, alternatively it is possible to moor on the private dock of “Fabro’s” restaurant; this is free provided you dine at the restaurant.



FACILITIES & SERVICES	COMMENTS	FACILITIES & SERVICES	COMMENTS
Mooring Fee	✓ Marina (free dock at Fabro restaurant)	Supermarket	✓
Water	✓	WIFI	✓ Payable in Marina
Electricity	✓	Restaurants	✓
Toilets & Showers	✓	Mooring Buoys	✗
ATM	✓	Free Anchoring	✓ Away from Buoys
Fuel	✓	NB. Avoid in northerly winds	

KORNATI ISLANDS

The Kornati National Park is a group of 89 remote and barren islands. With secluded islets and reefs to explore, the park is often described as a “Nautical Paradise”. As the park is so protected, anchoring is only permitted in a certain areas, however, there are also several hundred mooring buoys and an ACI marina at Piškera. Provision in advance to eat on board, or enjoy one of the expensive but very good restaurants, where you must try fresh fish straight from the crystal clear national park water. Please note tickets are required to sail and moor in the park, it is better value to purchase these from marinas and tourist agencies in the Šibenik area, [online](#) or over mysea app before entering the park.



FACILITIES & SERVICES	COMMENTS	FACILITIES & SERVICES	COMMENTS
Mooring Fee	✗ National Park fee	Supermarket	✗
Water	✗	WIFI	✗
Electricity	✗	Restaurants	✓
Toilets & Showers	✗	Mooring Buoys	✓
ATM	✗	Free Anchoring	✓
Fuel	✗	NB. all facilities (except fuel) are available at the Piškera ACI Marina.	

The Moorings Yacht Brokerage

*We offer the world's largest
selection of pre-owned
charter yachts...*



EXPERIENCE

Our experienced yacht broker is available onsite to guide you through the buying process and provide any back up you may require.

VARIETY

Our brokerage in Agana offers a large selection of yachts. We regularly have a collection of over 20 yachts, both monohulls and catamarans, from 32-50ft.

VALUE FOR MONEY

All of our yachts come fully equipped and undergo an extensive phase-out maintenance program; offering excellent value for money.

For enquiries & further information on the yachts currently for sale in Croatia please contact:

Daniela Jerkovic | Croatia, Marina Agana | Tel: +385 (0)91 3434 102
Email: daniela.jerkovic@thlmarine.com | Visit: www.mooringsbrokerage.com

**The Moorings**[®]
YACHT BROKERAGE

SEE YOU SOON

WE LOOK FORWARD TO YOUR VISIT

We want you to have the best experience when you charter with us. That is why we include more as standard than any other charter company.

For help planning your charter, reach out to us via email:

contactus@moorings.com

Or leave your review on TripAdvisor:

TripAdvisor The Moorings Agana



The Moorings®
Est. 1969