

Welcome to *the Seychelles*




The Moorings®
Est. 1969



This eGuide was made by The Moorings co. and is meant to be used for informational purposes only as well as to give you general information and general understanding of the region. By using this eGuide you understand that some changes in information are possible and that this eGuide is no substitute for a full Chart and Area Briefing or official charts issued by the government.



Welcome to The Moorings at Seychelles

“

Welcome to Mahe Seychelles - heaven on Earth. We wish you an unforgettable charter around what is known as the Garden of Eden. You will love the turquoise waters and colorful wildlife in combination with champagne-hued sandy beaches .

If there is anything else we can do for you to make your time with us more enjoyable please don't hesitate to contact one of the team. ”

The Moorings Team Seychelles

SHARE YOUR MOORINGS EXPERIENCE

We love to see what you've been up to on your holiday. Share your photos on Facebook, Twitter and Instagram making sure to tag:
@themooringsvacations #mymoorings #themoorings



TABLE OF CONTENTS

EDEN ISLAND MARINA	6
Marina Facilities	6
Team Contact Numbers	7
Transfer	7
Car rental	7
UPON ARRIVAL	8
Check in procedure	8
Chart and Yacht Briefing	8
What can you do whilst waiting for your boat?	8
Provisioning and Cool boxes	10
Barbecue	10
Music and Electricity	10
Skippered Charter	11
Currency exchange and Credit Cards / Yacht Damage Waiver	11
Refueling / Water and refuse	12
Before leaving the Base	12
WHILE SAILING	13
Temperature Check and Maintaining a Lookout	13
4 hours Assistance Guarantee	13
WHEN YOU RETURN TO BASE	14
Return to Base Procedure	14
Before you leave your boat	14



This eGuide was made by The Moorings co. and is meant to be used for informational purposes only as well as to give you general information and general understanding of the region. By using this eGuide you understand that some changes in information are possible and that this eGuide is no substitute for a full Chart and Area Briefing or official charts issued by the government.

USEFUL INFORMATION	16
Non-Sailing Activities	16
Restaurants and Tipping	16
Fishing	16
Diving and Snorkeling	17
Watersports and Hiking	17
Prevailing Winds and Weather Forecasts	18
Tidal Streams	18
Cruising Area	19
Sailing and Power licence	19
Mooring Information	20
Cruising Permits and Taxes	20
Night Sailing	21
RED ZONES	21
Accidental Grounding	22
Towing in Seychelles	22
Emergency Contacts and Medical Facilities in the region	23
Marine Animals	24
Sustainability	25
DESTINATIONS & ITINERARIES	26
SUGGESTED ITINERARIES	26
DESTINATION SPOTLIGHTS	29
St Anne Marine Park	29
Beau Vallon, Mahe island	30
Anse Major and Jasmin Bay, Mahe island	31
Bay Ternay, Mahe island	31
Port Launay, Mahe island	32
Anse Royale, Mahe island	32
Curieuse island	33
Anse Lazio, Praslin island	34
Anse Volbert, Praslin island	35
Baie St Anne, Praslin island	35
La Passe, La Digue island	36
Coco island	36
Grance and Petite Soeur islands	37
Cousin island	37
SHARE YOUR EXPERIENCE	38



EDEN ISLAND MARINA

Our Seychelles base is located in Eden Island Marina on the east coast of Mahé halfway between the international airport and the country's capital Victoria.

EDEN ISLAND MARINA FACILITIES

Toilets & Showers - open around the clock. Entry cards are provided on the Reception for after-hours use, deposit is 200 SCR

Water and Electricity on the berths at the Base

Fuel Dock

Several restaurants- Boardwalk just next door, additional 5 Restaurants in the base, Ice Cream Parlour and a snack/juice Bar

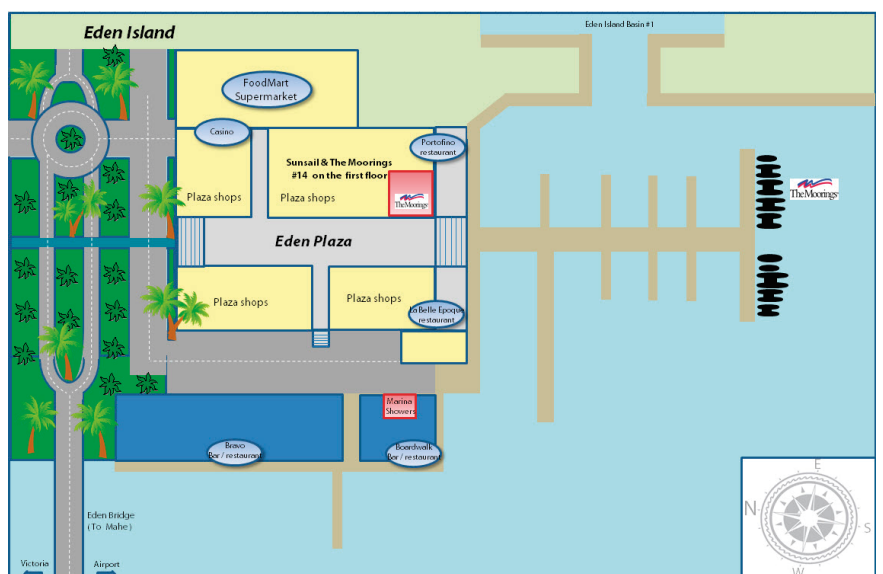
Supermarket and Pharmacy, Fishing Store

2 ATM's and Banks, Money Exchange Office and Casino

RECEPTION OFFICE HOURS

7 days a week
08.30 - 17.00

Moorings (Seychelles) Ltd
Eden Island Marina
PO Box 588
Eden Island
Mahe, Seychelle



If you are arriving after 6pm we will leave a note for you on the Reception Front Door.



TIME DIFFERENCE

Seychelles is SCT (Seychelles Time), so +4 hours
UTC/ GMT

TEAM CONTACT NUMBERS

JeanPaul Dunienville

Technical Manager 00 248 281 2121

Customer Service 00 248 460 1330

VHF 14

The Moorings (within working hours)

AIRPORT TRANSFER

It is recommended that customers book a transfer in advance, especially if **arriving out of hours**, in which case the driver will point you in the direction of your yacht. However, taxis are available on the airport if you'd like to use it. The transfer takes about 10-15 minutes.

A public bus service operates on Mahé, Praslin and La Digue. Buses are frequent and fares are SRC 5. Inter-island ferries run between Mahé and La Digue and Praslin several times per day.

Kindly note that face masks are obligatory in any type of transfer or closed spaces.

CAR RENTAL

Most rental car can be picked up at the airport and left at the base without any extra cost, although this must be made very clear right at the beginning.

Prakinos	00 248 251 9915
Reliance	00 248 252 4294
Mein Car Hire	00 248 251 0377
Oceanic cars	00 248 251 0103
Kebe Cars	00 248 254 5427



UPON ARRIVAL

CHECK IN PROCEDURE

Charters can start and finish on any day of the week and all charters commence at 10am on the first day and finish at 10am on the last day. However, we always try to be as flexible as possible and we are happy for clients to contact the base prior to arrival as the yacht may be available earlier so that they may board early.

Please come to our Reception with these things ready:

- Face Mask
- Credit card for the Deposit
- Passports for every crew member
- Valid skipper's license

CHART AND YACHT BRIEFINGS

Both Area and Boat briefings are mandatory for all skippers, Enjoy more time on the water by watching the required **Safety and Chart briefing videos [online](#)** before your arrival in the comfort of your home or office. After viewing it, you are welcome to send any questions via email to our local Chart Briefer or Sales Agent. Guests can also have consultations with a Chart Briefer upon arrival.

The yacht briefing introduces you to your yacht, its systems and rigging. It is carried out individually for each yacht once you board and are ready. It is important that all systems and equipment are fully understood.

Only Skipper and First Mate can participate in the consultations, while wearing a face mask. The times of briefings are negotiable with clients upon arrival.

WHAT TO DO WHILE WAITING FOR YOUR BOAT

- Provisioning
- Have your Cruising Area briefing
- Try Creolean cuisine
- Sightsee the capital- Victoria
- Visit Seychelles Botanical Gardens or the Victoria Market
- Explore Eden Plaza- the most modern shopping mall in Seychelles

SAILING LICENCE

To sail in this destination you'll need a **sailing licence**. The requirement is (at min.) an ICC or an RYA Day Skipper qualification or above. Qualification must be in English or French. Original license/certificate must be submitted in advance of travel & presented upon check-in at the base.



OPTIONAL EXTRAS IN SEYCHELLES



Book your favorite toy or fishing gear with us! Contact us at the Reception on arrival, or go [online](#).


The Moorings®
Est. 1969

PROVISIONING

If you have preordered provisioning for your boat, please check your order is complete. You can order on store.moorings.com, just please note that it should be done at least a week prior to your embarkation. Make sure you select the correct The Moorings base while ordering and be aware we are **no longer providing** snorkelling masks or snorkels onboard, but you can order some online.

You can also stock up in the town. Several supermarkets are located in Victoria, 10-15 minutes by car from the Moorings office, generally open daily except Sunday, from 8am-5pm. You can pay by cash in Seychelles Rupees (SCR) or by card.

The main supermarket is located halfway between the base and Victoria, open seven days a week, from 9am-8pm (9am-5pm on Sunday). Other locations: Beau Vallon Supermarket, Baie Saint Anne Supermarket, STC Supermarket.

Don't forget your **face mask** if you are going to a supermarket!

Alcohol can be bought only at specific times:

Mon - Thu:	11.30 - 20.00
Fridays	11.30 - 23.00
Saturdays	8.30 - 23.00
Sundays	8.30 - 21.00

No shops are open after 20.00!

COOL BOXES

All The Moorings Catamarans are equipped with cool boxes.

WIFI

All The Moorings Exclusive yachts have now free unlimited WiFi on board.

ELECTRICITY

The standard voltage on all yachts is 12 volts. In order to use electronic equipment that is 220 volts you will need an inverter suitable for use in a cigarette lighter. The yacht's 200 volt AC outlets can be either 2-pin European or the British 3 flat pins. The base carries adapters that fit most plugs, (apart from the South African large pin plugs).

All our boats have a generator, so 220VAC is available while plugged into shore power, and while the generator is running.

BARBECUE

All our boats are equipped with a charcoal barbecue, but their use in the marina is strictly prohibited, so please be mindful.

MUSIC

While most of our Stereos can be paired via Bluetooth, it's not all of them, so always best to bring a USB cable, a Jack to jack cable (standard 3.5mm) or an FM transmitter





SKIPPERED CHARTER

Skippers time with you on the boat is as per your contract, so from 15:00 to 9:00 the next day. If you have a skipper ordered for less than full duration of your charter, the guests are advised to do all the briefings before sailing out.

Due to new COVID 19 regulations, the skipper must also have his or her own cabin. If you expect your skipper to stay in the bow, please let us know well in advance so that we can choose the appropriate (small) skipper. The skipper will also wear a face mask at all times when maintaining an appropriate social distance isn't possible, like indoors. We kindly ask you to do the same.

The tip for the skipper is at a client's discretion, usually between 10 - 20% of the charter price.

CURRENCY EXCHANGE AND CREDIT CARDS

The local currency is the Seychelles Rupee (SCR). It is recommended that you carry mostly local rupees with you for all your purchases during your cruise. Most restaurants and shops accept major credit cards (although not American Express), and foreign currencies, but at usually fairly bad exchange rates.

Our base accepts Rupees, Euros, Dollars and British pounds. Foreign currencies can be exchanged on site near our office.

YACHT DAMAGE WAIVER AND SECURITY DEPOSIT

Forgot to get YDW before you departed? We've got you covered! Inquire at the reception for further details.

Please be aware that in case of damage to the boat or loss of equipment onboard, The Moorings maintains the right to keep a correspondent amount of the security deposit.

If damage to the boat is done through gross negligence and above the value of the given security deposit, the guest may be liable to pay the full cost of the damage.

YOUR SAFETY

Please locate your safety card when you get onboard & ensure that all crew read it before leaving the marina. If you cannot find it, then please contact customer service team who can provide a replacement. Although you have watched the online safety briefing before leaving home, we recommend that you rewatch the video before leaving the dock. This can be done on your own devices through scanning the QR code.



We care a lot about your personal safety, so please read more about these topics in the safety card:

- Accidents & Illness
- Be Aware & Safe
- Swimming & Beach Safety
- Alcohol & Drugs

REFUELING

Your boat's tanks will be full on delivery of your charter yacht. The quantity of diesel is generally enough for your cruise. If you have not purchased the prepaid fuel option, you will need to go to a fuel dock prior to returning at the base, you will be shown the two possibilities during the chart briefing. The cost of fuel is around Eur 1.34 for Diesel. Should you not be able to go to the fuel station, we can fuel up the boat for you at the base with fuel jugs, please be aware that there is a surcharge for this service.

WATER AND REFUSE

There are small fees to pay (60SRC) if you go to a main pier for refilling water, either in Bay St Anne, or in La Digue.

It is fairly easy to get rid of garbage a bit everywhere, however it must be reminded that with the heat of a tropical climate, garbage must be disposed of as soon as possible for sanitary reasons.

BEFORE LEAVING THE BASE

- Please ensure you have all the kitchen equipment and bedding you require, extra bedding and some cooking utensils are available upon request.
- Ask for snorkelling fins at the reception.
- Make sure the fuel/water tanks are full.
- Make sure you have your boat papers.
- Make sure you are provisioned.
- Make sure you have enough cash.
- Ensure you have kids life jackets, as we have a limited supply. If you have your own children's life jacket we would encourage you to bring it along. We suggest that children who are not strong swimmers should not be allowed in a dinghy without a life jacket or buoyancy aid and that they should wear a buoyancy aid or harness when on deck.
- Call VHF channel 12 upon departing the base.



WHILE SAILING

TEMPERATURE CHECK

We kindly ask our clients to check temperature daily while sailing and send it to the base. A thermometer for that use is put onboard.

MAINTAIN A LOOKOUT

All The Moorings yachts are equipped with an autopilot. Make sure one person is always maintaining a lookout, especially if the auto pilot is on. This person should be close to the helm and should watch for other vessel, debris, fish pots, land or other navigational hazards.

Make sure your lookout knows how to disengage the autopilot and brief him / her on what to watch out for. Breaking water or patches of light colored water and brown areas may indicate shallow water or rocks. Seeing one fish pot usually means that there will be others.

4 HOUR BREAKDOWN GUARANTEE

We want to make sure your sailing vacation is fun, memorable and successful. So if you have any problems during your yacht charter, please call us and we'll sort them out within 4 working hours from your call. Check out more details [online](#).

IT COVERS

- Engine
- Transmission
- Windlass
- Sails
- Standing and Running Rigging
- Battery and Alternator

IT DOESN'T COVER

- Electronics and Generator
- VHF
- Refrigeration
- Air conditioning
- CD player
- Marine Toilets
- Water maker
- Water Pump
- Dinghy and Outboard
- Depth and Speed instruments

Note: Breakdowns occurred outside the defined sailing area and hours (8am-5pm), problems due to user negligence, bad weather or force majeure are not covered.

WHEN YOU RETURN TO EDEN ISLAND MARINA

RETURN TO BASE PROCEDURE

- Please empty all holding tanks and bilges before returning to base.
- Use VHF channel to call The Moorings base about 15 min before arriving in order to get instructions.
- The boat must be returned and ready for debriefing and checks at 9am. If you have booked an early morning flight on the day your charter is ending, it is preferable you return to port in the middle of the afternoon the day before to carry out these formalities.

BEFORE YOU LEAVE YOUR BOAT

Please ensure:

- Your questionnaire has been completed and left on the chart table.
Before disembarkation you will be met with a technician for debriefing. It is done to let
- us know if you have encountered any problems with the boat or broken anything during the trip, so we can rectify any problems for the next charter. Make sure only the Skipper and First Mate are present for this, while wearing a face mask.
- Sheets and towels are left on the beds. They will be fogged together with the rest of the yacht before cleaning.
- All rubbish has been removed and disposed of in marina bins.
- You have returned any fins or lifejackets borrowed from reception.
- All personal possessions have been removed; please check thoroughly as items are often left onboard.
- All hatches are closed.
- The keys have been left in the chart table.
- Your transfer has been arranged with reception





Book a Crewed Charter

Relax in the comfort of one of our luxurious boats, complete with your very own professional skipper and chef. Book them in advance with your holiday planner and have a carefree vacation.

UNFORGETTABLE MOMENTS
on the water

Local Knowledge & Freedom

Whether you're seeking adventure, relaxation or a taste of both, your skipper will navigate to new and exciting locales to suit any mood and provide you with invaluable local knowledge.

Traditional Cuisine

Allow your chef to spoil you with local delicacies thoughtfully served in the comfort of your yacht.

For more information & bookings,
Visit: www.moorings.com


The Moorings®
Est. 1969

USEFUL INFORMATION



NON-SAILING ACTIVITIES

Restaurants & Tipping

In Victoria itself there are few restaurants open in the evenings, serving Creole or international food with many other places to eat at Beau Vallon, a short taxi ride away. Many different bars and restaurants can be found around the islands and there are three casinos and a cinema on Mahé. Some of the larger hotels have discos and there are two night clubs in Victoria.

Tipping is standard and expected in all restaurants/bars and for other services undertaken during your holiday. The rule of thumb is generally 10-15 percent of the amount charged. Some establishments automatically add this onto the bill.

Fishing

Fishing in Seychelles is excellent all year round. Rental gear is available at the base if you didn't bring your own. If you do bring your own, medium to heavy duty tackle is recommended.

Game fishing is also great but is best done from a proper game fishing power boat. The Moorings base and help you organize a game fishing trip.

Hiking and Birdwatching

Walking tours are an excellent way to see the islands' exotic flora and fauna. Guided tours can be arranged or you can set out on your own to the excellent trails on Mahe, Praslin, Silhouette and Aride.

Bird watching Visitors come from all over the world to see some of the rarest birds on Earth. Magpie Robin (now only on Fregate), the Seychelles Warbler (its refuge, Cousin Island, is now a reserve) and the only remaining Indian Ocean flightless bird, the White-throated Rail on Aldabra can be found only on Seychelles.

Diving and Snorkeling

Scuba diving is fantastic, but strictly regulated in the Seychelles. It is not allowed to dive without a local Dive master, and it is not possible to take rental gear with you on the yacht. Please arrange in advance with The Moorings base, here are a couple of diving centres among plenty others for you to choose:

Big Blue Diving, Mahé	Tel: +248 251 11 03	bigbluedivers.net
Underwater Center Dive Resorts, Mahé	Tel: +248 24 73 57	diveseychelles.com
Trek Divers, La Digue	Tel: +248 252 35 85	trekdivers.com
Octopus Diving, Anse Volbert, Praslin	Tel: +248 423 26 02	octopusdiver.com

The base also has a range of snorkelling gear which you may wish to use. We are limited on children's sizes so if you have your own you may wish to bring them with you.

Swim Safe

Take extreme care when swimming or snorkelling in the Seychelles, even on organised excursions, and particularly with children or the elderly. We strongly recommend that you and all your crew read through our [‘swim safe’ information](#) before you travel. Unfortunately even the strongest of swimmers can get into difficulties. The information on our website covers children, your surroundings, looking out for others, and not overestimating your own ability.

- Beaches which are safer at certain times of the year can be dangerous for swimming at other times.
- Beaches at the southern tip are not recommended for swimming at any time.
- Seek local advice about the conditions before you visit beaches.
- Check warning flags and signage on the beach and only swim where it is permitted. Not all beaches have safety information, and you should not assume they are safe.
- Beware of dangerous currents, these can be extremely powerful in the Seychelles. Not all beaches have lifeguards and/or warning flags.
- Snorkel vests, Life Jackets and Diver Down flags are all available on board.

Watersports

Surfing at Grand Anse on the western coast of Mahe is ideal between November and April as larger than usual waves roll in.

Windsurfing is excellent almost everywhere! Each year there is the Mahe/Praslin Windsurfing Competition, usually in September.

Wakeboarding and water skiing are available at the Berjaya Beau Vallon Beach Resort on Mahe (the only place for those activities). Windsurfers, canoes and sailing dinghies may be hired on the more popular beaches and water skiing and paragliding are offered at the main resort areas.

PREVAILING WINDS

There are two opposing wind patterns in Seychelles, blowing seasonally either **North-Westerly** (December to April) or **South-Easterly** (May to November).

In general, the NW winds strengthen at daybreak, but relatively weak; 10-15 knots and they peak in January. Intermittent rain squalls and stronger winds occur during the period December to March.

In comparison, the SE trades are drier and tend to blow more consistently throughout the day and into the night, reaching its peak in July/August. Average wind speeds are 15-25 knots, with occasional gusts exceeding 30 knots, normally associated with surges in the trade winds.

In the months of April and November there are calm and sometimes windless periods when the trade winds change direction. These light and variable wind periods are accompanied by calm seas and clear waters.

WEATHER FORECASTS

You will be given a one week forecast on the beginning of your charter. Additionally you can also check it here:

Internet	windy.com , windfinder.com or windguru.cz
VHF Radio	Seychelles Radio Ch 16 or 26

TIDAL STREAMS

Tides are semi-diurnal and asymmetrical with about 6 hours between high tide and low tide. The tidal range around the Inner Islands can get as high as 2 metres at spring tides and as low as 0.9 metres at neaps. Tides give rise to currents that can be strong in the channels leading to lagoons, which may empty completely at low tide.

CRUISING AREA

Seychelles region is classified as Level 3, which equates to 20 days sailing, 400 miles on an equivalent yacht or RYA Day Skipper qualification with experience to a higher level.

Wind/Weather: 10-25 knots.

Navigation: understand tidal flow, ability to navigate in open waters, cope with strong currents and be able to make a passage plan.

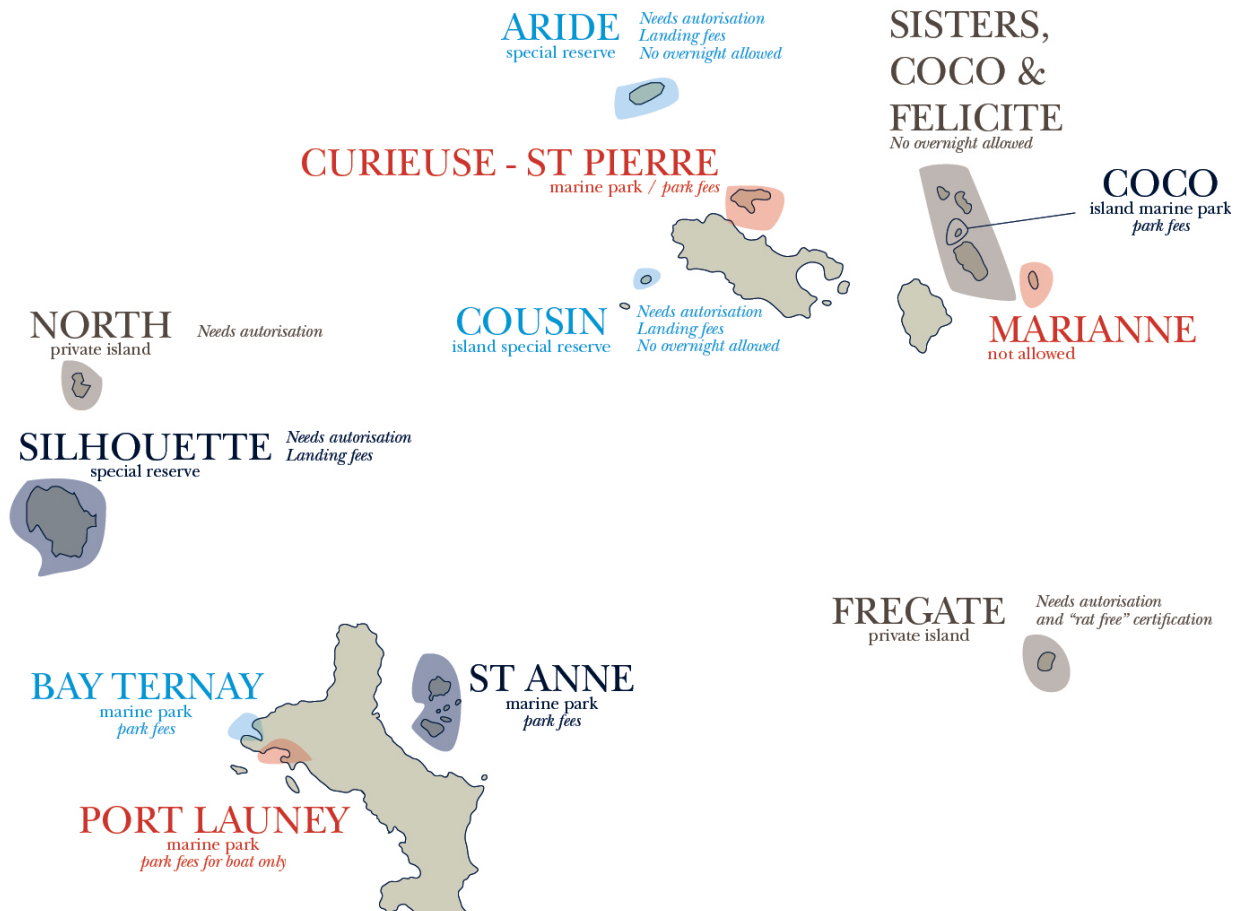
Anchor/mooring: primarily anchoring, some slightly more exposed anchorages with poor anchor holding ground.

Please note that the outer islands are off-limits when sailing from our base in Mahé. The cruising ground is restricted to all the inner islands. Dennis and Bird island are once more available to sailors, however they do require special authorisation and some formalities from the Port Authority. Our clients cannot visit all outer Islands (more that 60nm from Mahé): Platte, African banks, Amirantes and Desroches, Coetivy.

Several of the islands require special procedure to go to, which will be clearly explained at the time of chart briefing. For now the map below will help you understand the region better.

SAILING AND POWER LICENCE

To charter in Seychelles, there must be at least one certified skipper over 18 years old. The skipper should be competent at handling a yacht in close quarters, anchoring and mooring in varying conditions and be able to use navigation and pilotage skills to plan the day's sailing and know your position at any time. As a yacht skipper, you are required to have an official sailing license or a certificate issued by a government of state approved organization as detailed for **sailing** or for **power** charter.



SEYCHELLES ENVIRONMENTAL LEVY

The Seychelles government has introduced an environmental levy which impacts all bookings traveling from 1 August 2023 onwards. The levy costs Seychelles Rupee (SCR) 100.00 per person per day and is payable when you arrive at the base.

CHANGES IN REQUIREMENTS FROM THE PORT AUTHORITIES

In order to issue a certificate of competence that allows you to sail in the Seychelles, the port authorities require a copy of the skipper's qualification/license and that individual's passport number. Please ensure you have submitted your guest list and all passport data to us in advance of travel to allow us to prepare your boat papers prior to your arrival.



MOORING INFORMATION

Apart from The Moorings Marina in Eden Island, there is one other option in the Bay Saint Anne, Praslin. Moorings and water are available from Mr Collin Cecile (contact 00 248 259 848) around 250 SCR per day per buoy. The port of La Digue welcomes only 3 or 4 yachts at a time. You have to contact the harbor master before arrival. For the other islands you must anchor in a safe cove for the night.

CRUISING PERMITS AND TAXES

The harbour master's office is located in the main harbour of Victoria: +248 22 47 01. The Port and Marine Division (harbour control) is a restricted area. There are no formalities to complete by the skipper before departure, the Moorings base will take care of it and provide you with the local Port Clearance form.

On departure and arrival in Victoria's channel, the skipper must contact Victoria Port Control by VHF ch. 12 to inform the port office on the planned heading.

VHF ch. 16 is for distress, as well as ch. 26, which can connect you to our emergency contact 00 248 281 2121 or 00 248 460 1330.

There are landing and visitor fees for certain islands and in the Marine Parks. The amount per person/per cruise for one week is approximately EUR 120. We advise you to anticipate a small cash reserve on board to cover these fees. You will, in this way avoid trying to put together the money at the time of landing. These fees are usually paid in local currency to the island's custodian/ park rangers who will also provide you with the tickets.

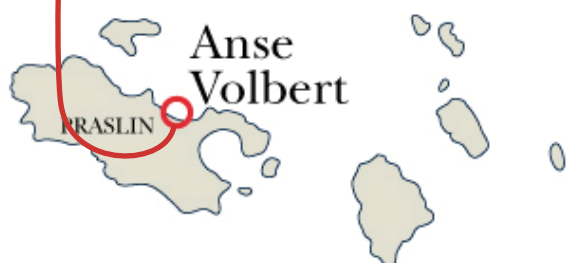
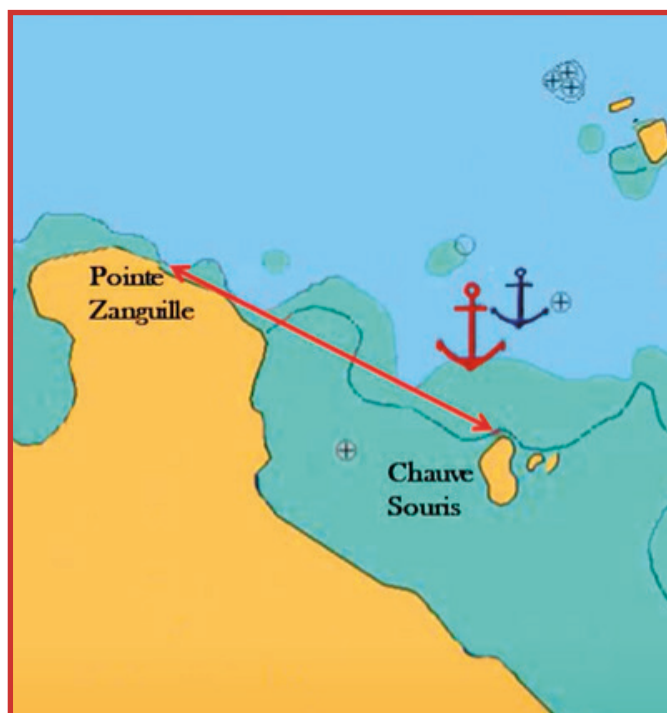
All Marine parks currently have a set fee of SCR 200 (approximately EUR 12) per person per day and SCR 250 (approximately EUR 17) for the yacht if staying overnight.

RED ZONES

We kindly ask all our guests to be extra careful when sailing in these parts, as they may be held liable to pay for the full cost of any potential damage. Details are described in the [area briefing](#).

St, Anne sand bank is at the exit of the base, hardly visible from your boat, so keep the green buoy on your port side and keep track on your GPS.

When staying at **Anse Volbert**, make sure you anchor north of the line between Pointe Zanguille and Chauve Souris, as the south is too shallow.



ST ANNE ISLAND

NIGHT SAILING

Night Sailing is not permitted; you must be moored at least one hour before sunset at all our locations.

It is strictly forbidden to sail alone; we require two persons minimum on board.



ACCIDENTAL GROUNDING

If you should accidentally run aground the most important thing is to get off again as soon as possible - if the tide is rising then this is accomplished easily. Simply motor off into deeper water as the tide lifts you off. If the tide is on it's way out, then you need to act quickly: Immediately try to motor off in the direction you went on using full engine power and call the base and give the GPS position. It may help if all your crew stands on one side near the shrouds to tip the boat over as much as possible.

If you are unable to get off you will have to wait for the tide to go all the way out and come back in to lift you off which could take up to twelve hours. While this happens, the boat may lean over alarmingly, but it will refloat itself. You will have to :

- Close all seacocks until the boat comes upright again to prevent flooding.
- Drop your bow anchor into the dinghy and lay it out towards deeper water and pull tight.
- Pump the bilges dry, empty your holding tanks and stow away all loose items.

Grounding is not a pleasant experience so try to make sure it does not happen to you.

TOWING IN SEYCHELLES

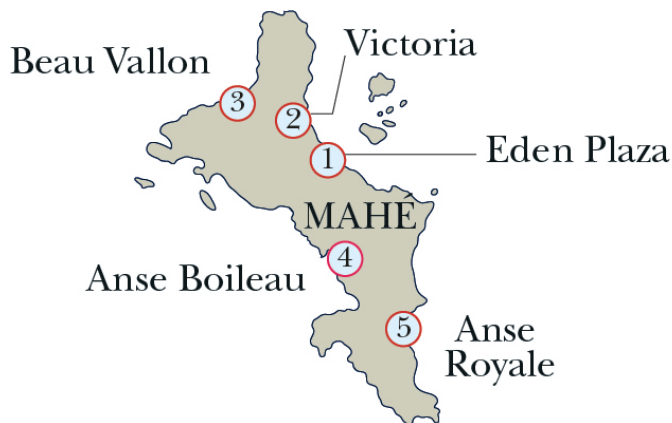
It frequently happens that the captain of a vessel that has taken another vessel into tow has the right to claim ownership or compensation for the towed boat. To prevent any unpleasantness, try to not be towed for a minor problem. Beware that assistance at sea is an obligation, and towage can be negotiated. If it is really necessary for the safety of the crew and the boat, come to an agreement before a witness (use the VHF). Never take the other boat's towline, it is like handing your boat over to them. Instead, give your own towline. Inform the base as soon as possible so they can take the necessary steps with the insurance company.

The best thing to do is always to call the base- with these and any other difficulties.



MEDICAL FACILITIES IN THE REGION

1. EDEN PLAZA
Euromedical (private clinic)
00 248 437 6924
2. VICTORIA
Victoria Hospital
00 248 438 8000
3. BEAU VALLON
Beau Vallon Clinic
00 248 438 849
4. ANSE BOILEAU
Anse Boileau Clinic
00 248 435 5555



EMERGENCY CONTACTS

We always recommend calling the base first in case of any incidents. However, there are a couple of contacts we would like our guests to keep handy.

Police

Emergency	999
Main Mahe	00 248 428 8000
Mahe Airport	00 248 438 1461
Beau Vallon	00 248 437 1226
Praslin	00 248 423 3251
La Digue	00 248 423 4251

Ambulance

151

Coast Guard

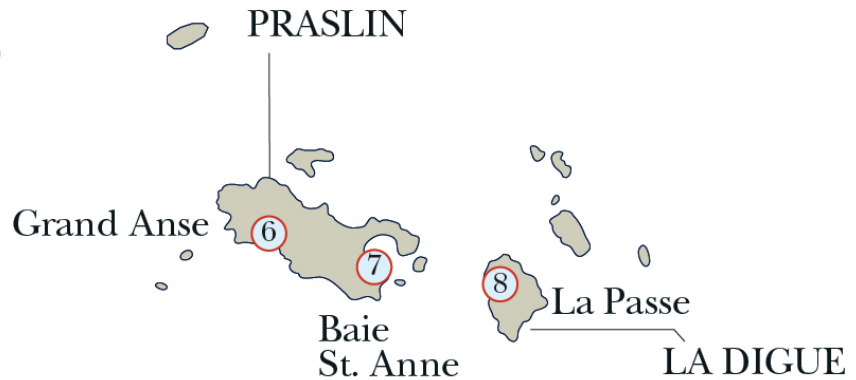
00 248 422 5812

VHF 16 - distress channel

VHF 26 - in case your phone isn't operational, call the VHF ch. 26. They will connect you to our emergency contacts:

00 248 281 2121

00 248 460 1330



5. ANSE ROYALE
Anse royale Hospital
00 248 437 1222
6. GRAND ANSE
Grand Anse Hospital
00 248 423 3416
7. BAIE ST ANNE
Bay St Anne Hospital
00 248 423 2333
8. LA PASSE
La Digue Hospital
00 248 423 4255



MARINE ANIMALS

Jellyfish

There are many species of jellyfish in the cruising area and there have been several instances where clients who have been stung by jellyfish have required hospital treatment. If you have allergies, it is advised to wear stinger suits or refrain from swimming.

If you are stung:

- Immediately exit the water and apply copious amounts of vinegar to the affected area.
- Pour vinegar over the tentacle before attempting to remove it with tweezers.
- Do not try to rinse it off with fresh water
- You can then immerse the affected limb in hot salt water or apply a hot compress.

Generally the affected area will usually only be a minor irritation, similar to a bee sting and the sting area is normally itchy. Should you start to experience any additional signs or symptoms you should contact the base immediately for help and advice on where to seek medical assistance.

Coral stings and cuts

Several species of poisonous coral will have a painful sting if touched or stepped on while snorkelling. If you are stung immediately exit the water and apply copious amounts of vinegar to the affected area and then immerse the affected limb in hot water or apply a hot compress.

Cuts and abrasions caused from coral have a high risk of infection, so thoroughly clean the wound as soon as possible. Avoid swimming afterwards.

Fish

There are also several species of poisonous fish with spines which can sting if they are stepped on or touched while snorkelling. Stingrays are also poisonous and can inflict a nasty wound with their barbed stings. If you are stung by a fish immediately exit the water and treat with hot water. You may require a tetanus injection.

Sea Urchins

Sea urchins are not poisonous but their spines are very painful if touched or stepped on and will normally break off if attempting to pull them out with tweezers. Hot water is again the best treatment and you may also require a tetanus injection.

Sharks and Sea Snakes

There are several species of sharks in these waters.

Sea snakes although highly venomous are actually very timid and avoid swimmers.



SUSTAINABILITY

As passionate sailors, we want to look after the beautiful oceans and wildlife. It's all about the little things, which collectively make a big difference. Here's a few tips on how to minimise your footprint when boating:

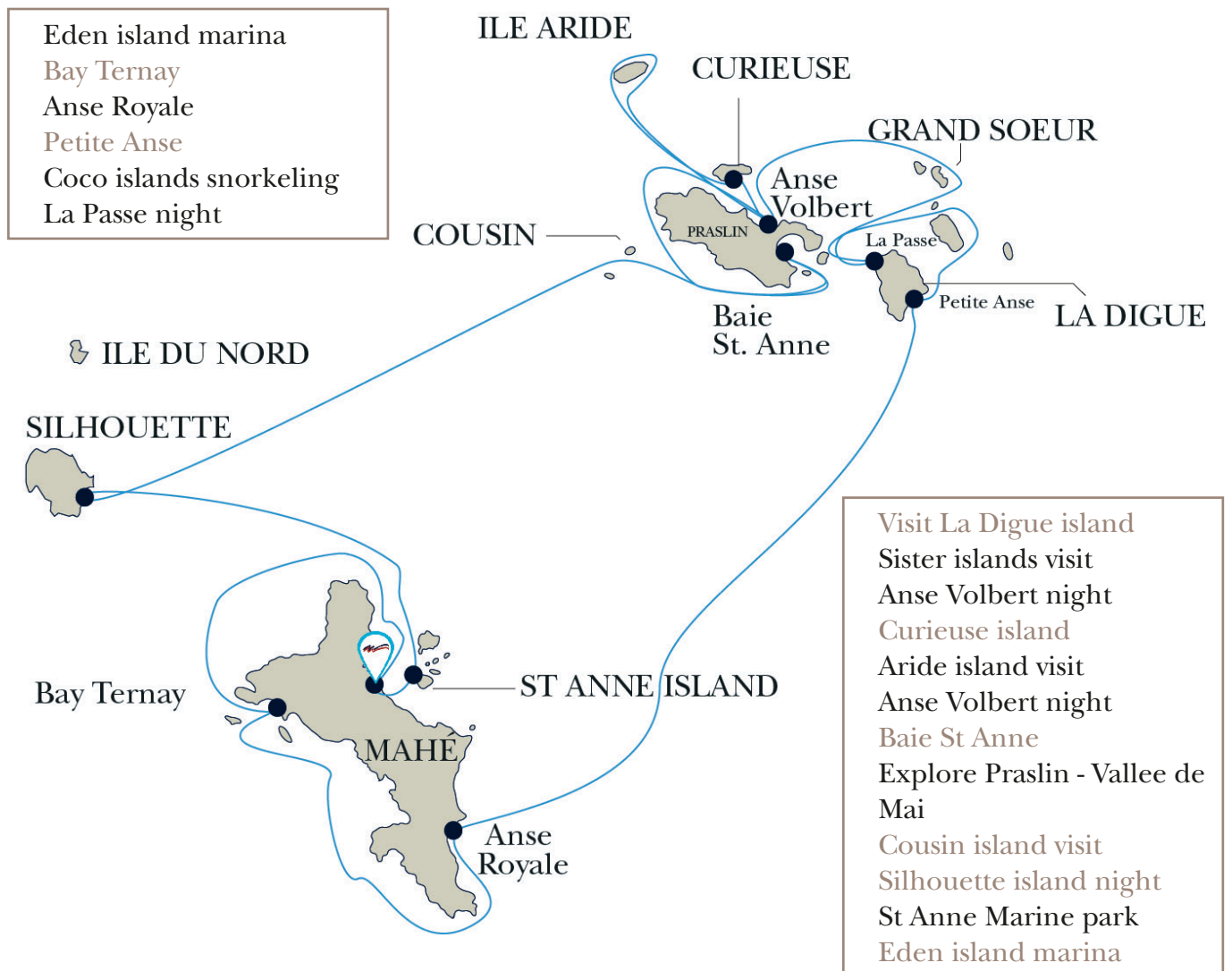
- Never throw anything into the sea, that includes small items like cigarette butts or fruit peel.
- Use holding tanks in marinas and at anchorages. Empty them when at least two miles from the nearest land.
- Be careful while anchoring so as not to damage the sea bed.
- Do not collect any shells from the beach and respect sealife in general.
- Avoid any accidental spills into the sea when refueling.
- Turn off electricity when not needed.
- When using the A/C make sure the yacht doors are closed.
- Minimise plastic.
- Take short showers.
- Buy local.
- Use eco-friendly and fair-trade products.
- Recycle and reuse.
- Save fuel - cruise on a slower speed or sail as much as possible.



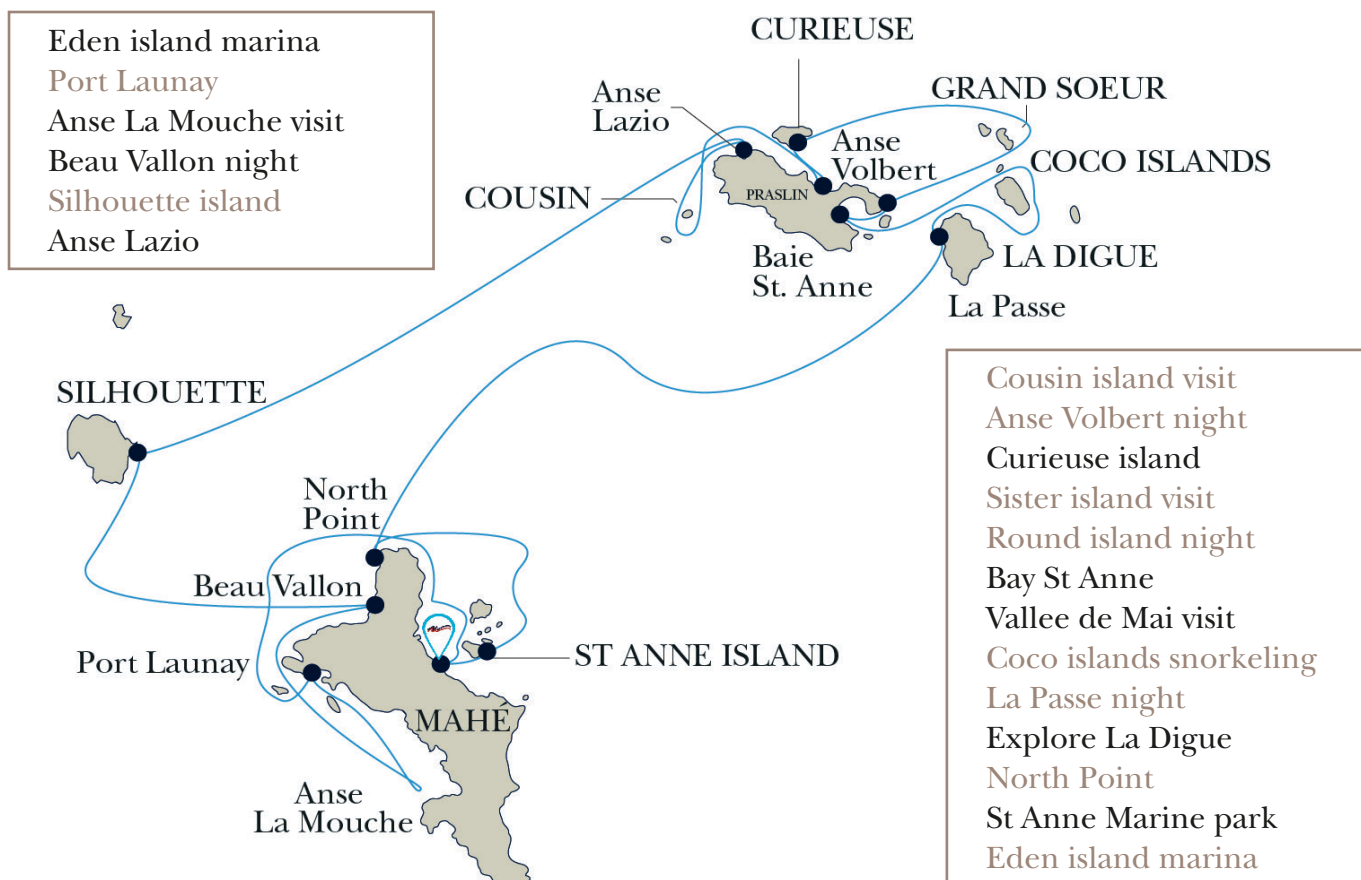


SUGGESTED ITINERARIES

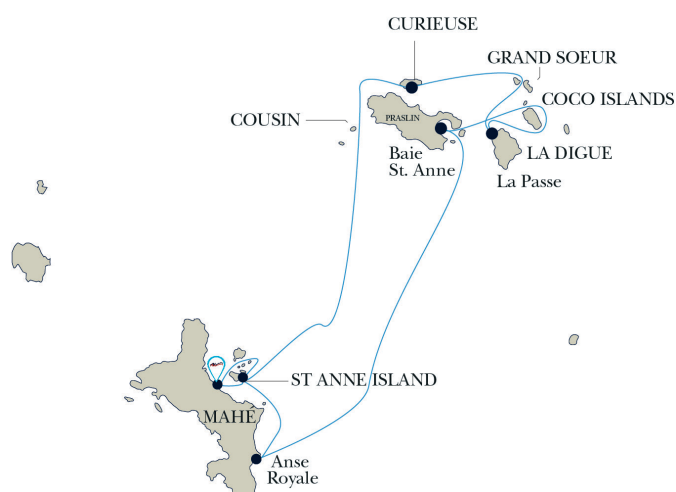
TWO WEEK ROUTE - NORTH WEST SEASON



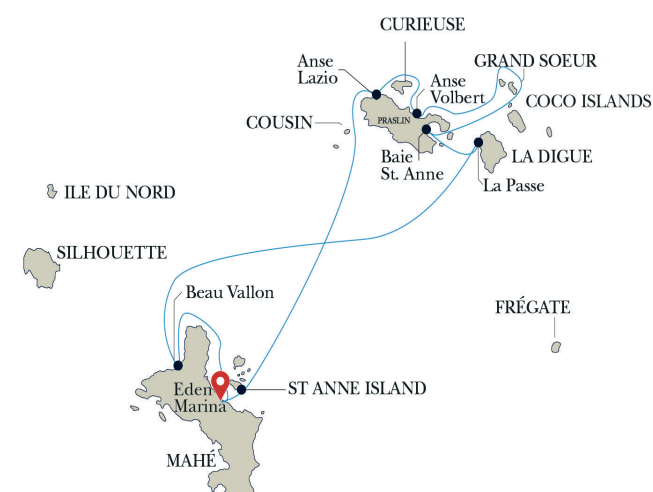
TWO WEEK ROUTE - SOUTH EAST SEASON



1 WEEK ROUTE - NW SEASON



1 WEEK ROUTE - SE SEASON



DAY 1
St Anne Marine Park

DAY 2
Anse Royale

DAY 3
Baie St Anne

DAY 4
Coco islands snorkeling
La Passe night

DAY 5
Sister islands visit
Curieuse island night

DAY 6
St Anne Marine Park

DAY 7
Eden island Marina

DAY 1
St Anne Marine Park

DAY 2
Anse Lazio

DAY 3
Anse Volbert

DAY 4
Sister islands snorkeling
Baie St Anne night

DAY 5
La Passe

DAY 6
Beau Vallon

DAY 7
Eden island Marina



DESTINATION HIGHLIGHTS

ST ANNE MARINE PARK

St. Anne Island is the centerpiece of this beautiful marine park, and nearby Moyenne, Round, and Cerf are just as scenic. During World War II St. Anne served as a base for a contingent of Royal Marines stationed there to defend the port of Victoria in the event of an enemy attack. In the early 19th century, the area was a busy whaling port. Today, cruising in St. Anne Marine National Park is a delightful foray into the wonders of Nature, with superb snorkeling and swimming, and a number of restaurants where you can dine out and savor the local cuisine.



FACILITIES & SERVICES	COMMENTS	FACILITIES & SERVICES	COMMENTS
Landing Fee	✓ 200SCR per person +250 SCR for the boat for night mooring	Mooring	Anchoring is permitted in the park.
Water refill	✗	Things to do	Swimming
Provisioning	✗		Turtle watching
Restaurants	✓ Creole and haute cuisine		Snorkelling
Bars	✓	Additional payment for Moyenne Island	



MAHE ISLAND

BEAU VALLON

Beau Vallon is the most touristic area of Mahe, where you will find many restaurants and shops to choose from. Wednesday night is the “Bazaar Labrine”, a very popular event on the beach and boardwalk, with food vendors, bonfire, live traditional music and a very friendly atmosphere.

Tip: Always watch out for waves on the beach, dinghy landing can be quite tricky there, beware of markers to respect swimming area.



FACILITIES & SERVICES	COMMENTS	FACILITIES & SERVICES	COMMENTS
Landing Fee	✗	Mooring	Anchor within the designated area No mooring buoys
Water refill	✗	Things to do	Visit the Bazaar Labrine Night life
Provisioning	✓		
Restaurants	✓		
Bars	✓		

Watch out for waves on the beach.

ANSE MAJOR AND JASMIN BAY



Far away from the crowds with no road access, these two bays are mostly day time stops. Spectacular settings with beautiful little beaches nestled in the middle of giant granite boulders, this is a real taste of the pristine Seychelles. There is a lovely 45 minutes hike from Bel Ombre to Anse Major.



FACILITIES & SERVICES	COMMENTS	FACILITIES & SERVICES	COMMENTS
Landing Fee	✗ 200SCR per person +250 SCR for the boat for night mooring	Mooring	Anchoring is possible No mooring buoys
Water refill	✗	Things to do	Swimming Snorkeling
Provisioning	✗		
Restaurants	✗ Creole and haute cuisine		
Bars	✗	Bays are very exposed to the NW winds.	

BAY TERNAVY

Another amazing place, nestling between two hills bordering the Morne Seychellois National Park, Baie Ternay is one of the most sought after refuges for yachts seeking shelter especially during the South East Monsoon. Fantastic snorkeling, and behind the beach in the north cove, you will find a little pond of fresh water. If you keep an eye out, you might be lucky enough to spot sea turtles coming ashore to lay their eggs, or the hatching!



FACILITIES & SERVICES	COMMENTS	FACILITIES & SERVICES	COMMENTS
Landing Fee	✓ 250 SCR overnight yacht fee 200 SCR per person	Mooring	Anchoring is possible No mooring buoys available
Water refill	✗	Things to do	Swimming Turtle watching Snorkelling
Provisioning	✗		
Restaurants	✗		
Bars	✗	A bit rolly in NW season.	

PORT LAUNAY - MAHE ISLAND

The beach at the entrance to the national park is a lovely, horseshoe shaped arc of white sands, with calm and relatively deep waters forming a natural harbour. As a protected marine reserve the snorkeling here is excellent - both along the rocks to the right of the bay and around the cross marking the mouth of the bay. You may enjoy some water sports from the beach or go out to restaurants. There is a little corner store close by, and as it has proper road access, you can hop on a bus or in a taxi should you need to go somewhere.



FACILITIES & SERVICES	COMMENTS	FACILITIES & SERVICES	COMMENTS
Landing Fee	✗ 250 SCR per yacht overnight	Mooring	Anchorage sheltered in nearly any winds
Water refill	✗	Things to do	Swimming
Provisioning	✗		Water sports
Restaurants	✓		Snorkelling
Bars	✓		

ANSE ROYALE - MAHE ISLAND

Anse Royale is the largest town in the South of Mahe, and therefore offers plenty of services available, restaurants, shopping, a hospital, banks, etc. Settlers once built spice plantations which should be flourishing beacons of industry, but were completely destroyed by a fire. The traditions are continued by Jardin du Roi (Garden of the King), a botanical attraction. Tucked in behind a large reef, the anchorage area is fairly small. and there is nice snorkeling, but be aware that the beach is very popular on Sundays.



FACILITIES & SERVICES	COMMENTS	FACILITIES & SERVICES	COMMENTS
Landing Fee	✗	Mooring	Free anchorage No mooring buoys
Water refill	✗	Things to do	Visit Jardin du Roi spice garden Visit the town Snorkeling
Provisioning	✓		
Restaurants	✓		
Bars	✓		


Overnight only in NW winds or calm seas



CURIEUSE ISLAND

Dotted with palms and thick stands of mangroves, Curieuse Island is a typical example of the unparalleled beauty you'll find in the Seychelles.

In the distant past, the island was the site of a leper colony. Today, it's a cruising paradise. This designated marine national park is a sanctuary for the giant tortoises roaming around freely on the island. They will come meet you on the beach as you land with the dinghy.



FACILITIES & SERVICES	COMMENTS	FACILITIES & SERVICES	COMMENTS
Landing Fee	✓ Open daily 250 SCR per person 250SCR for the boat	Mooring	Two anchorage spots: Baie Laraie and Jose No mooring buoys
Water refill	✗	Things to do	Hike from Baie Laraie across the island to Anse José, by the ruins Barbecue on the beach Visit The Doctor's House museum
Provisioning	✗		
Restaurants	✗		
Bars	✗		



PRASLIN ISLAND

ANSE LAZIO

Nestled in the heart of a large turquoise bay and crowned by powder fine white sand, Anse Lazio has been consistently ranked as one of the best beaches in the world. Relax on the stunning sand or snorkel with turtles around the rocks at either end of the beach.



FACILITIES & SERVICES	COMMENTS	FACILITIES & SERVICES	COMMENTS
Landing Fee	✗	Mooring	Anchoring
Water refill	✗	Things to do	Swimming
Provisioning	✗		Turtle watching
Restaurants	✓ Honesty Bar, no waiters, they rely on people to pay		Snorkelling
Bars	✓		

ANSE VOLBERT

Yachting in Anse Volbert is a delightful chance to see one of the prettiest bay on the northern coast of Praslin Island. The beautiful shaded beach at Anse Volbert is a primary attraction. Watersports and organized dive excursions are also available. Along the shore is a little village with a number shops and excellent Creole restaurants, and there's live music and dancing every Friday night at the Paradise Sun Hotel.




FACILITIES & SERVICES	COMMENTS	FACILITIES & SERVICES	COMMENTS
Landing Fee	X Apart from marine park St Pierre Island +250 SCR for the boat for night mooring	Mooring	Anchorage is excellent in most wind conditions No mooring buoys
Water refill	X	Things to do	Taste domestic cuisine Water sports Souvenir shopping
Provisioning	✓		
Restaurants	✓ Creole and haute cuisine		
Bars	✓		

BAY ST ANNE

A lovely bay crowned by a sleepy little town of the same name spread attractively along the waterfront. The town is filled with shops, restaurants and bars, as well as the scenic Anse Madge beach, an ideal place to relax. Don't miss the opportunity to meet the local celebrity- Robert the Chef.

Particularly interesting to sightsee is the nearby Vallee de Mai, known as the Garden of Eden, where you will find towering coco-de-mer palms in this exquisite nature preserve and a UNSECO World Heritage Site. Guided tours are highly recommended.



FACILITIES & SERVICES	COMMENTS	FACILITIES & SERVICES	COMMENTS
Landing Fee	X	Mooring	Moorings available for a fee, dockage available at Dreamyacht charter Ample room to anchor
Dinghy dock	✓	Things to do	Buy a bottle of Robert's special Creole sauce Nightlife Visit nearby Vallee de Mai village
Water refill	✓		
Provisioning	✓ Fuel, Water and Ice available		
Restaurants	✓ Creole and haute cuisine		
Bars	✓		

LA PASSE - LA DIGUE ISLAND


With just a handful of souvenir shops dotting the jetty and hardly any cars to contend with, tiny, charming La Passe feels like you've stepped back in time. Among the attractions are the working copra mill and the Union Estate Park, a large plantation covering almost a third of the island and you'll find The Old Cemetery and a tortoise pen. Ox cart riding, bicycle rentals, and sightseeing trips by helicopter are popular. The beach at Source d'Argent is one of the island's most picturesque settings. Most of the bars features live music on weekends.



FACILITIES & SERVICES	COMMENTS	FACILITIES & SERVICES	COMMENTS
Landing Fee	✗	Mooring	No mooring buoys, but stern to mooring in harbour is possible
Dinghy dock	✓	Things to do	The best all-weather anchorage is in La Digue Harbour on the NW coast
Water refill	✓		Enjoy the slow pace of life
Provisioning	✓		Visit Union Estate Park or Source d'Argent beach
Restaurants	✓		Tour around the island on a bicycle
Bars	✓ Live music on weekends		

COCO ISLANDS

The four tiny islands of the Ile Coco Marine National Park are among some of the most beautiful in the Indian Ocean, often shown on brochures depicting the stunning beauty of the Seychelles. Coco Islands brings you to waters that offer the best snorkeling in the area.



FACILITIES & SERVICES	COMMENTS	FACILITIES & SERVICES	COMMENTS
Landing Fee	✓ Open daily from 8:30am to 5:00pm. 200SCR per person per day	Mooring	No mooring buoys Best anchorage E of Coco, hold is good in sand
Water refill	✗	Things to do	Snorkel with colourful fish around the coral reefs
Provisioning	✗		Sunbathing on pristine white beach
Restaurants	✗ Creole and haute cuisine		
Bars	✗	No overnight mooring allowed	

GRANDE AND PETITE SOEUR ISLANDS


Stop at deserted Sister Island to enjoy a traditional Creole barbecue lunch, explore the coconut plantation, relax on the beach and snorkel the colourful reefs. Grande Soeur Island is privately owned, but boaters are welcome to enjoy the swimming, snorkeling, and sunbathing on its beautiful beaches on weekdays.



FACILITIES & SERVICES	COMMENTS	FACILITIES & SERVICES	COMMENTS
Landing Fee	✓ Open Mon - Fri 10:30 - 15:00 Closed Sun & public holidays 500 SCR per person - Private Island	Mooring	No mooring buoys Anchorage possible
Water refill	✗	Things to do	Swimming and snorkeling Enjoy a beachside barbecue Sip a cocktail in Reef bar
Provisioning	✗	No overnight anchoring allowed	
Restaurants	✓		
Bars	✓		

COUSIN ISLAND

Cousin Island is a highlight of any Seychelles yacht charter, partly due to the animals of the island. Bird sanctuaries are an important part of the park system in the Seychelles. Rare birds such as the bulbul, black parrot, and the fruit pigeon are all protected species endemic to the islands. The protected nature reserve is also home to Aldabra giant tortoises and hawksbill turtles



FACILITIES & SERVICES	COMMENTS	FACILITIES & SERVICES	COMMENTS
Landing Fee	✓ 500 SCR per person	Mooring	No mooring buoys available Anchorage possible
Dinghy dock	✗ Open Monday to Friday, in the morning only.	Things to do	Landing from 9:00 - 10:00 am for guided tours Turtle watching Bird watching
Water refill	✗ Boat taxi ride to shore incl. Dinghy use prohibited.	Visit strictly as a part of a guided tour	
Provisioning	✗		
Restaurants	✗		
Bars	✗		

SHARE YOUR EXPERIENCE

SEE YOU SOON

WE LOOK FORWARD TO YOUR VISIT

We want you to have the best experience when you charter with us. That is why we include more as standard than any other charter company.

For help planning your charter, email:

contactus@moorings.com

feefo^{ee}



The Moorings[®]
Est. 1969