

Welcome to Athens




The Moorings®
Est. 1969



Share Your Moorings Experience

We love to see what you've been up to on your holiday. Share your photos on Facebook, Instagram and Twitter making sure to tag us.



@themooringsvacations



@mymoorings



@themoorings

This eGuide was made by The Moorings Co. and is meant to be used for informational purposes only as well as to give you general information and general understanding of the region. By using this eGuide you understand that some changes in information are possible and that this eGuide is no substitute for a full Chart and Area Briefing or official charts issued by the government.



Welcome to The Moorings Athens



“ On behalf of The Moorings team in Athens I would like to welcome you to Greece. Sail to our clear blue waters and discover new landscapes. It will reward you with the beauty of the nature, our hospitality and the sunny days. ”

Mike Vorradakis, Base Manager





Marina Zea 6

Team Contact Numbers 6
 Time Difference 6
 Base Address 6
 Boarding Time 6
 Reception Office Hours 8
 Late Arrival 8
 Base Facilities 7
 Base Map 7

Upon Arrival 10

Check In Procedure 10
 Sailing Licence 10
 Embarkation Time 10
 Out Of Hours Arrival 10
 Online Charter Briefing 10
 Yacht Briefing 11
 Health and Safety Briefing 11

**What To Do Whilst Waiting
 For Your Yacht? 12**

Facilities Outside of the Marina 12
 Moorings Care Package 12
 Currency Exchange, Credit Cards & Banks . . 13
 Money Exchange 13
 Provisioning 13
 Cool Boxes 13
 Luggage Storage 13
 Security 13
 Drones 13
 Charcoal BBQ 13
 Wi-Fi 13
 Music 13
 Electricity 13
 Water and Garbage 13
 Refueling 13

Before You Leave The Base 14

Sustainability 15

While Sailing	18
Accidents/Collisions	18
Yacht Damage Waiver and Security Deposit	18
4 Hour Commitment	18
When You Return To Athens	19
Morning Yacht Return	19
Before Returning to the Base	19
Before You Leave Your Yacht	20
Useful Information	21
Top Attractions	21
Accommodations	21
Shopping	22
Restaurants and Tipping	22
Currency & Credit Cards	22
Fishing and Snorkeling	22
Language - It's All Greek To Me	23
Optional Extras	25
Cruising Area	26
Marinas & Anchoring	26
Local Weather Systems	27
Weather Forecasts	27
Berthing Tips	27
Your Safety	30
Boat Papers & Mooring Fees	31
Crew Changes	31
Night Sailing	31
Dinghy Safety	31
Accidental Grounding	31
Fuel Stations\No-Go Zones	34
Navigation Hazards	32
Suggested Itineraries	35
Saronic and Argolic Gulf - 2 Weeks	35
Cyclades Route - 2 Weeks	36
Saronic Gulf Route - 1 Week	36
Cyclades - Short Route	37
Cyclades - Long Route	37

Destinations West of Zea	38
Aegina	38
Poros	39
Hydra	39
Spetses	40
Epidaurus	40
Ermioni	41
Porto Xeli	41
Tolo	42
Nauplius	42
Astros	43
Leonidio	43
Destinations East of Zea	44
Sounion	44
Folegandros	45
Ios	45
Vourkari, Kea Island	46
Kimolos	46
Kythnos	47
Milos	47
Mykonos Island	48
Paroikia, Paros Island	48
Serifos	49
Sifnos	49
Syros Island	50

Small Cyclades	48
Dhenoussa - Iraklia - Skhinoussa - Koufonisia	49





TIME DIFFERENCE

Athens is SET (Standard Eastern Time)
so UTC +02:00.

MARINA ZEA

The base is situated in Athens near to the main port of Piraeus, on the Eastern shore of the Peninsula of Piraiki. The sea area is made up to two harbours basins, the Internal harbour (Passalimani) and the External harbour (Freatida). The distance from the Athens International Airport to base is 45Km and from Athens city centre 15 km.

Piraeus is the largest Greek port and the starting point for millions of tourists every year to the Aegean islands, the Saronic Gulf and the island of Crete.

Wonderful little harbours with beautiful restaurants, coffee shops and bars offer entertainment during your free time.

TEAM CONTACT DETAILS

Customer Service 0030 210 45 30 911 (Office hours)

Technical Support 0030 694 00 20 246 (24 hours)

VHF ch. 68 for Sunsail base
(ch.09 for marina Zea)

Mike Vorradakis mike.vorradakis@thlmarine.com
Base Manager 0030 693 72 62 730

The Moorings
Zea Marine Freatida
18536 Piraeus
Greece

BOARDING TIME

Charters start daily
at 3 pm and end at 9 am.

RECEPTION OFFICE HOURS

Mon. – Thu.: 9 am - 5 pm

Friday: 11 am - 8 pm

Saturday: 9 am – 8 pm

Sunday: 9:30 am - 2:30 pm

LATE ARRIVALS

If you arrive outside of working hours,
there will be a letter of arrival waiting
for you at reception.

BASE FACILITIES – IN MARINA

- Toilets and showers - open 24 Hours, request key from reception
- Water and electricity - on docks
- Wi-Fi – available for free at the reception, cafe, stores, and restaurants
- ATM - there is one at the entrance of the marina
- Parking - free
- Swimming pool - located at the entrance of the marina. The price per person is 15,00 euros. No children under 16 years old.
- Hellenic Maritime Museum
- Open Tuesday-Saturday 9:00-14:00
- Yacht chandler
- Supermarket - the supermarket is well equipped; from bakery, fresh meat, fresh vegetables, drinks and more.

- 1 ... Entrance
- 2 ... Naval Museum
- 3 ... Sunsail Office
- 4 ... Port Police
- 5 ... Fuel Services (via oil trucks)
- 6 ... Swimming Pool
- 7 ... ATM
- 8 ... Yacht Chandler/NAUTILUS
- 9 ... Tennis Court
- 10 ... wc / showers
- 11 ... Supermarket
- S ... Sanitary
- P ... Parking
- ♻️ ... Hazardous Waste/Recycling Plant
- A ... Pontoon BA Sunsail Yachts





ARRIVAL PROCEDURE

Guests are taken directly to their yacht and, depending on their arrival time, they will be given a quick briefing on the operation of toilets and cabin lights.

Area briefings are available [online](#).

Boat briefings are done with only the Skipper and First Mate present



TRANSFERS

BY TAXI

The easiest way to reach Marina Zea is to take a taxi from the airport (plenty of taxis waiting just outside) and reach in about 60 minutes (depending on the traffic).

Alternatively, you can contact us at the base (by email) to arrange a transfer for you which will cost from the airport to marina or marina to the airport:

Transfer by taxi (1-4 persons)

Airport – Marina Zea: 65€/ midnight route 80€

Transfer by minibus (5-8 persons)

Airport – Marina Zea: 100€/ midnight route
(22:00-6:00) 120€

If you have booked any transfer with us, you will be greeted at the airport's arrivals hall by a The Moorings sign and a sign with your surname on it.

BY BUS

The line X-96 from Airport to the port of Piraeus and then by taxi that costs no more than 5 euros to the marina or the bus 904 from the port of Piraeus to Freatida station where our base is. The X-96 bus takes about 70 minutes from the airport to the port and then by taxi from the port to the marina is about

5 minutes or by bus about 20 minutes.

and come directly to Zea Marina.

BY METRO

Take the line from the airport to the last station, Dimotiko Theatro. When you reach Piraeus you have two options for getting to Zea Marina where our Athens Base is located. The first option is to get on the bus number 904 and get off at Freatida station. The second and easier option, is to pick up a taxi

CAR RENTAL OPTIONS AVAILABLE AT THE AIRPORT:

Avis (+30) 2103530578





SAILING LICENCE

To sail in this destination you'll need a [sailing licence](#). The minimum requirement is one of the following certifications: ASA 104, US Sailing "Bareboat Cruising Course", SLC, IPC, ICC. Original license/certificate must be presented upon check-in at the base.

UPON ARRIVAL

CHECK IN PROCEDURE

When you arrive to Marina Zea, please go to The Moorings Reception where the team will help you to check in. Please ensure you have the following items ready:

- Passport or Identity Card. Please also ensure your crew list is filled out in advance of travel.
- Original Skippers License
- Cash. In some ports of islands the Port Authorities ask you to pay port fees. You will be charged no more than 7 € per night.
- Mobile phone number
- Credit Card for the security deposit. Please be aware that reception does not accept cash for any type of payment related to your charter.

Please ensure all pre-departure tasks have been completed prior to your arrival to avoid any delays.

EMBARKATION TIME

Your boarding time is 3 pm. We thank you for your patience and understanding whilst waiting to board your yacht. Please ensure you have left your mobile phone number with our reception team who will contact you as soon as your yacht is ready.

OUT OF HOURS ARRIVAL

If you arrive at our base outside of the normal reception times, you will need to follow our out-of-hours arrival process: if you arrive outside of working hours, there will be a letter of arrival waiting for you at reception.

ONLINE CHART BRIEFING

Enjoy more time on the water by watching the required chart briefing prior to your arrival from the comfort of your home. Feel free to share the links with your fellow crew and start to build your perfect week in Athens. Find your chart briefing video [HERE](#).

After viewing this, take note of any outstanding questions and discuss these with our teams upon arrival at our base.

YACHT BRIEFING

Once you have boarded your yacht, one of our technicians will come on board and explain the operating systems to you. This will include the rigging, electronics, and safety equipment. Please make sure that only the Skipper and the First Mate are on board for the briefing. Please follow and sign off the boat briefing list to ensure you are familiar with everything on board your yacht.

HEALTH AND SAFETY BRIEFING

We take the safety of all our customers very seriously. Please ensure you and each of your crew watch our health and safety video [HERE](#) before you arrive at the base. This will ensure you are all set for a fun and safe week on the water.

Boat Bag: At the briefing, each captain is given a yacht bag, which contains the yacht documents, the crew list, any relevant clearance forms, as well as the skippers' notices information.





WHAT TO DO WHILST WAITING FOR YOUR BOAT

- Have brunch, lunch, or coffee in one of the marina's shops
- Relax by the swimming pool
- Visit the Hellenic Maritime Museum (located inside the Marina)
- Explore Peraiki – take a lovely walk
- Watch briefings, if you did not complete this prior to arrival

MOORINGS CARE PACKAGE

We are happy to get your supplies started with our complimentary care package: Bagged Ice, a bar of soap (1 in each head), dishwashing liquid, garbage bags, matches, paper towels, sponges, and toilet paper (1 in each head).

Please understand that the quantities are just a courtesy for your start, and you will need to restock according to your needs.

FACILITIES - OUTSIDE THE MARINA

There are plenty of restaurants and coffee shops to choose from:

Sklavenitis Supermarket

Monday through Friday: 8:00 am - 9:00 pm

Saturday: 8:00 am - 8:00 pm

Sunday: CLOSED

OK Markets

Monday through Sunday: 8:00 am - 11:00 pm

Bakery

Laundry

Open every day (except Sunday), located 200m from The Moorings dock, delivery in a few hours

Medical

Local doctors, surgery, and hospitals

Post office and banks

Monday through Friday: 8:00 am - 2:00 pm

CURRENCY EXCHANGE, CREDIT CARDS AND BANKS

The currency in Greece is euros. Money changing facilities are present in the majority of towns, although they are not that readily available off the beaten track. Money changing should be done either with cash or credit cards. It is a good idea to carry cash, as many places are unable to accept credit cards payments. Larger restaurants, marinas and supermarkets are able to process card payments, so it is always best to ask.

ATM machines are available in Athens and most islands you will be hopping, but it is always best to keep cash handy. Banking hours are mostly Mon-Thurs from 8am-2:30pm, and Friday 8am-2pm.

MONEY EXCHANGE

If you are not a member of the EU, you have to exchange currency for Euro. You will find stores at the airport or close to the main port of Piraeus.

PROVISIONING

Pre-ordered provisioning is NOT possible in Athens, however, we have plenty of local options to support you upon arrival. Customers can purchase an online delivery from the supermarket Balaskas, which can deliver food to your boat. Visit the online shop [HERE](#).

COOL BOXES

All The Moorings catamarans are equipped with one cool box per yacht.

LUGGAGE STORAGE

While you wait to board the yacht, you can leave your suitcases at the reception office. In the marina it is forbidden to have trolleys.

SECURITY

The entire marina is under 24/7 security, provided by the National Parks Authority.

DRONES

The use of flying drones may be restricted in some areas. For current drone regulations in this destination, click [HERE](#) for more information.

CHARCOAL BBQ

Due to fire hazards in Greece, it is not advised to have a charcoal barbecue on-board, so please be understanding.

WI-FI

Wi-Fi is available within the hotel reception. The Moorings Exclusive and Exclusive Plus yachts include Wi-Fi. It is optional for club yachts. Please ask your vacation planner if you would like to add it to your contract.

MUSIC

All The Moorings yacht stereos can be paired to your device via Bluetooth, so you can connect and enjoy your own music.

ELECTRICITY

The standard voltage on all yachts is 12 volts and 220V sockets throughout the yachts' interior. All our catamaran have a generator, so 220V AC is available while plugged into shore power, and while the generator is running.

WATER AND GARBAGE

Water - can be purchased on most of the islands you will be sailing to. We cover this topic in the chart briefing, or you can find more information in the destination section of this guide.

Garbage - you should dispose of it directly in garbage points along the coast or simply at the base.

REFUELING

One full tank suffices for any vacation, however if you really need to fuel up, ask at the base for advice, as we like to keep contaminated fuel away from our tanks.



BEFORE YOU LEAVE THE BASE

- Please ensure you have checked the yacht inventory.
- Please ensure you have all the kitchen equipment and bedding you require. Extra bedding and some cooking utensils are available upon request.
- Check out fins from boxes on the dock. We have a range of sizes available, however these are limited, so we request that you take only what you will use. Take note that we are no longer providing snorkeling masks or snorkels.
- Check your safety equipment. We have a limited supply of children's life jackets (ages 4+ only). If you have your own children's life jacket, we encourage you to bring it along.
- Make sure the fuel/water tanks are full.
- Make sure you have your yacht papers onboard
- Make sure you are provisioned.
- Make sure you have enough cash.





Our Yachts and Future Development



Community and Wildlife-Based Initiatives



Engagement and Education for Our Customers and Our Employees



Action on Waste



Net Zero: Our Carbon Reduction Commitment



SUSTAINABILITY

As passionate sailors, we want to look after the beautiful destinations that our customers visit. Being conscious of the impact we can have on local communities; the ocean and wildlife is key to ensuring we protect them for future generations to enjoy. Here are a few of our top tips on how to minimise your footprint when out on the water that collectively makes a big difference:

- Sails up, sail green! Minimise the motor.
- Anchor with care.
- Give sea life space and do not attempt to touch marine life.
- Take only pictures.
- Leave only footprints.
- Throw nothing overboard.
- Turn electricity off.
- Use air-conditioning only when needed.
- Recycle and reuse where possible.
- Bring refillable water bottles.
- Say NO to plastic bags and bring a reusable bag.
- Minimise your plastic.
- Collect litter when possible.
- Buy local.
- Use eco-friendly and fair trade products.
- Use facilities on land.
- Shower quickly and ashore where possible.



FIND OUT MORE

OUR
 OCEAN
PROMISE



The Moorings Crewed Experience

Relax in the comfort of one of our spacious catamarans, complete with your very own professional skipper and gourmet chef. With a crew to attend to your every need, you'll be free to enjoy what really matters - unforgettable moments with the ones you love.

Gourmet Cuisine...

Your personal chef will make it a point to learn what you love, then craft a bounty of gourmet meals, snacks and drinks sure to amaze your palate over and over again.

Local Knowledge and Freedom...

Whether you're seeking adventure, relaxation or a taste of both, your skipper will navigate to new and exciting locales to suit any mood.

For more information and bookings, visit:
www.moorings.com/crewed




The Moorings®
Est. 1969



WHILE SAILING

ACCIDENTS / COLLISIONS

While out sailing, things can happen where an accident or collision with another vessel will occur. If you are unfortunate enough to be involved in one, please follow the check list below on what needs to be completed no matter how big or small the accident or collision with another vessel is:

- Contact the base.
- Check all persons are safe and there are no injuries.
- Make sure the vessel is in a safe area and no further injuries or damage can occur.
- Return to dockage/anchorage, even if it looks like no damage is visible.
- Skipper of both vessels need to exchange contact details for later reference.
- Photograph the damaged area if damage has been induced.
- VHF Channel 16 and Channel 12 are the emergency channels in Greece, please only use these for emergencies.
- Please note that not returning to the scene of a collision or accident does make the situation a little more complicated.

YACHT DAMAGE WAIVER AND SECURITY DEPOSIT

Forgot to get [YDW](#) before you departed? We've got you covered! Purchase it at reception and don't worry about possible damage. Inquire at reception for details.

Please be aware that in case of damage to the boat or loss of equipment onboard, The Moorings retains the right to maintain a correspondent amount of the security deposit.

A security deposit is required for all charters. The amount will vary based on the size and type of yacht being chartered, please consult our terms and conditions for further information [HERE](#).

4 HOUR COMMITMENT

We maintain our fleet to the highest standards so you can make the most of your time on the water. However, if you have a breakdown or technical problems, please contact your base team so we can support you.

For essential equipment we provide a 4 Hour Commitment. This means we will attend to the yacht within four working hours of you notifying us of the breakdown of any essential equipment (judged by the opening hours of the base reception). We are able to support you with the breakdown of unessential equipment too however this may not be attended to within 4 hours of us being notified.

ESSENTIAL EQUIPMENT INCLUDES

- Engine
- Transmission
- Windlass
- Sails
- Standing and running rigging
- Battery and alternator

UNESSENTIAL EQUIPMENT INCLUDES

- VHF
- Refrigeration
- Air conditioning
- Bluetooth speaker
- Marine toilets
- Water pump
- Water maker
- Dinghy and outboard
- Depth and speed instruments

Note: Breakdowns occurred outside the defined sailing area and hours (8am-5pm), problems due to user negligence, bad weather or force majeure are not covered. Get the full policy details by clicking [HERE](#).



Please ensure you fully vacate your yacht by 9:00 am at the latest.

WHEN YOU RETURN TO ATHENS

MORNING YACHT RETURN

All boats are required to be back in the base by 17:00 on Friday (day before disembarkation). This enables our base staff to give their full attention to the guests during check-out procedure, and for guests to disembark at 9:00 Saturday (last day) without a big commotion.

If you need one additional night outside of the base, enquire with your booking agent or directly at reception for prices and availability of the Morning Yacht Return option. Please note that disembarkation is at 9:00. A debriefer will come on board to complete a technical debrief of the yacht.

BEFORE RETURNING TO THE BASE

- Please empty all holding tanks and bilges before returning to base.
- Use VHF CHANNEL 68 to call The Moorings base as you approach the entrance of the marina (Use Channel 09 for Marina Zea if you arrive outside working hours).
- If you have NOT prepaid for fuel, please make sure to refuel your boat; please note there is not a fuel station in Marina Zea but a fuel truck is coming every Friday afternoon and we can help you to refuel the tanks of your yacht.
- Prepare your fenders
- One of our staff will guide you to your designated berth, and help you dock.





BEFORE YOU LEAVE YOUR BOAT

Please ensure:

- You have had a debrief with one of our technicians; please inform the technician of any faults on the boat. This enables us to keep our boats in best condition and ensures the boat will be ready for the next customer.
- Water tanks have been refilled.
- Sheets and towels are placed in pillowcases and left in the cockpit.
- All rubbish has been removed and disposed of in the marina bins.
- All personal possessions have been removed; please check thoroughly as items are often forgotten and left on board.
- All dishes are washed and put away.
- Navigation equipment, including all charts and pilot books, has been returned to the charter table.
- Children's Life jackets have been returned (if applicable).
- Fins are returned to the fin locker.
- All hatches are closed.
- The keys have been left in the chart table.
- Your boat papers are returned to The Moorings reception in good condition. If they are returned damaged, there is the possibility of an additional cost.
- Please complete your online survey once the email from The Moorings arrives.
- Your transfer has been arranged with reception.



USEFUL INFORMATION

THE LOCAL AREA

Top Attractions

Enjoy the city of Athens and Piraeus. Get in touch with our civilization, history, and architecture. During your route you can see:

- The Archeological Museum Of Piraeus**
 Find the famous lion of Piraeus. It is one of four lion statues on display at the Venetian Arsenal, where it was displayed as a symbol of Venice's patron saint, Saint Mark.
- The Neoclassical Municipal Theatre**
 Considered one of the finest examples of 19th-century Greek public architecture.
- The Acropolis of Athens**
 An ancient citadel located on an extremely rocky outcrop above the city of Athens and contains the remains of several ancient
- Buildings of great architectural and historic significance.** You can continue with a tour to the impressive Acropolis Museum, housing more than 3,000 famous artefacts from the Acropolis.
- Mikrolimano** is another place in Piraeus. It is the second largest Yacht marina with lots of fish restaurants.

ACCOMMODATION

Hotels:

Savoy Hotel

Iroon Politechniou 93, Piräus
 Phone: +30 2104 284 580
savoy@teunet.gr

Hotel Phidia

Kountouriotou 189
 Pireas 185 35, Greece
 Phone: +30 21 0429 6480

The Alex, Monte Kastella

Leof. Al. Papanastasiou 109,
 Pireas 185 33, Greece
 Phone: +30 21 1198 3763

Piraeus Theoxenia Hotel

23, Karaoli ke Dimitriou Street,
 Pireas 185 31, Greece
 Phone: +30 21 0411 2550



SHOPPING

Shops in Greece tend to be open from 9am-1pm and in the evening from 5pm-8pm. Special purchases include lace, jewellery, metalwork, pottery, garments and knitwear, flokati rugs, leather goods, local wines and spirits.

Visitors should be aware that many 'antiques' sold to tourists are fake; it is illegal to export any item of real antiquity without a special permit from the Export Department of the Ministry of Culture.

RESTAURANTS AND TIPPING

Inside the marina there are a wide variety of restaurants, ranging from Asian, Mexican, Italian, Greek and Seafood. The view from the restaurants to the sea is spectacular. The only difficult choice is choosing where to have lunch or drink, then just relax and enjoy the view.

There is a good choice of tavernas and restaurants throughout our cruising areas. Our team can advise you of their whereabouts.

Tipping is standard and expected in all restaurants and bars and for other services undertaken during your vacation. The rule of thumb is generally 10-15 percent of the amount charged. We advise you to tip according to quality of service.

CURRENCY & CREDIT CARDS

The currency in Greece is Euros. Money changing facilities are present in the majority of towns, although they are not that readily available off the beaten track. Money changing should be done either with cash or credit cards

FISHING AND SNORKELING

Fishing - Sea fishing is not permitted in open waters, however, this is allowed in some marinas. Ask for more detail at the base.

Snorkelling - We have a range of fins available in various different sizes. These are free of charge, and you will find them in cockpit lockers in each yacht. We do have limited children's sizes therefore we recommend bringing your own to avoid disappointment. Please note that we do not provide snorkelling masks or snorkels onboard.





LANGUAGE - IT'S ALL GREEK TO ME!

The Greek alphabet is made up of 24 letters and diacritical signs starting at alpha (α) and ending at omega (Ω). Below are some words and phrases that you will find useful whilst chartering with us. To help you learn we have included a phonetic spelling alongside the Greek.

Yes	Ναί	neh
No	Όχι	och-ee
Please	Παρακαλώ	para-ka-lore
Thank you	Ευχαριστώ	ef-ha-ri-stoe
Sorry / Excuse me	Συγγνώμη	sig-NO-mee
OK	Εντάξει	en-DAK-see
Hello	Γειά σας	yass-ass
Goodbye	Αντίο	an-dio
Do you speak english?	Μιλάς Αγγλικά?	mi-las ang-glee-ka?
Beer	Μπύρα	beer-ah
Wine	Κρασί	krasi
Water	Νερό	ner-ro
Cheers!	Γειά μας	yam-mas
Bon Appetit	Καλή όρεξη	Kal-E-orex-E
Can I have the bill please?	Μπορώ να έχω τον λογαριασμό?	boro nah eho ton lo-gAr-yazmo?





You can pre-order our optional extras in advance of your arrival. Please ask our reception team on arrival if there is something you have forgotten.



OPTIONAL EXTRAS

STAND UP PADDLE BOARDS (SUPS)

SUPs are light and easy to manoeuvre which makes them a great option when exploring the coastlines and heading to the beach from your yacht.

KAYAKS

Our kayaks provide the freedom to explore our bays and beaches plus can be great fun. Ensure you are wearing your life vests and see our swim safe policy for further guidance.

SAFETY NETTING

For those travelling with children, we do suggest adding safety netting to your yacht. This is a chargeable extra and must be organised in advance of your arrival to the base.

FISHING GEAR

Available at select bases. A fishing licence will also be required. Ask your Vacation planner for more details

NOODLES

A great option for relaxed, and easy floating near your yacht.

CRUISING AREA

MARINAS & ANCHORING

There are several different moorings options in Greece; marinas, town quays and anchorages.

The most common way to birth your boat is the stern-to quay and more rarely by side. Stern-to quay type of mooring is preferred although it might be a little difficult if it is your first time trying. It will be very helpful to you if you take a practice first in an open place to feel how your boat responds.

If you don't feel sure about yourself, an easy way is to birth by bow to quay and drop your second anchor from the stern. This way you can berth in places that would be shallow for your rudder and keel if you were trying to do the stern to quay birthing.



LOCAL WEATHER SYSTEMS

Meltemi:

- N-NW. Usually F4-6. Picks up at noon.
- Consistent through July and August, occasionally blows in June and October.
- At full strength Meltemi can reach F7.
- Meltemi does not occur every day but can last for up to 5 days.
- During Meltemi, wind can be much stronger off the lee-side of the islands.
- If Meltemi, does not blow, wind is usually from the south F2-4.

Spring and Autumn:

- Less predictable winds and thunderstorms are more common.

WEATHER FORECASTS

Most town quays and marina offices will provide a local weather forecast upon request.

You can also find weather forecasts:

Internet: Poseidon.hcmr
www.Windy.com
www.Windfinder.com
www.meteo.gr

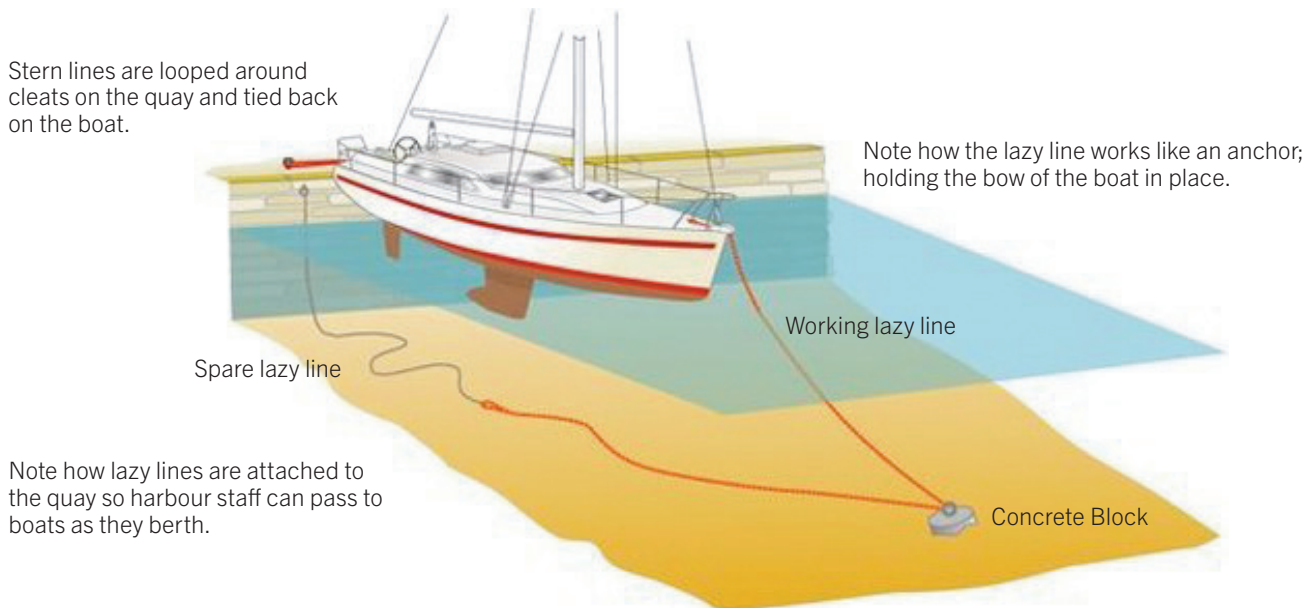
VHF radio: Channel 68
 06:00 / 10:00 / 16:00 / 22:00
 (UTC +3 hours for local summertime)

HOSPITALS/ MEDICAL CENTRES AND CONTACT NUMBERS

Aegina	30 22970 24489	Siros	30 281360500
Ermioni	30 27540 31224	Mikonos	+ 30 22890 23994
Poros	30 22980 22600	Milos	30 2278360000
Ydra	30 22980 53150	Serifos	+ 30 22810 51202
Epidaurus	+ 30 27530 41004	Sifnos	+ 30 22840 313115
Leonidio	+ 30 27570 22951	Paros	+ 30 22843 60000
Nauplio	+ 30 2752 361100	Ios	30 2286360000
Kea	30 22880 22200	Folegandros	+ 30 22860 41470
Kithnos	+ 30 2281031202	Santorini	+ 30 22860 21728

BERTHING TIPS

You will find mooring in Greece a unique experience where often the first come first serve approach is adopted. Most harbours do not have a harbour master as such, and you are not required to call up on the VHF to obtain a berth. But always read your pilot guide before entering an unfamiliar harbour. Below are a few explanations of different Mediterranean moorings:



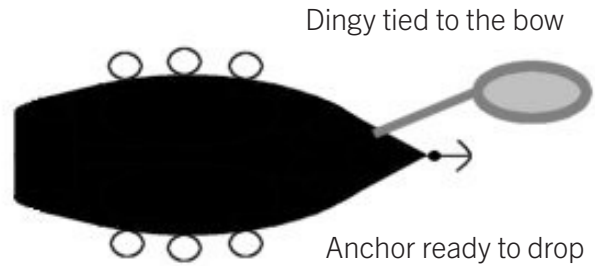
- In most marinas and town quays the standard method of berthing is stern-to with anchor and very rarely with lazy lines.
- Move your dinghy to the front of your boat and secure it (if applicable).
- Have your crew members prepare two stern lines and attach them to the cleats at the back of the boat using 0800. Feed them under the guardrail so that they are ready to be thrown ashore or for a crew member to step off the transom with them when close enough to shore (never jump or leap from the boat).
- Ensure your fenders are correctly located for your mooring.
- If there are no lazy lines on the quayside have one crew member at your anchor locker preparing the anchor. They should look to the skipper for instructions on when to start dropping the anchor.
- Have a crew member at the stern, ready to step off or throw the windward mooring line. This should always be secured first.
- If there are lazy lines have a second crew member positioned at the stern of the yacht waiting to be handed the lazy line once the windward line is secured. Walk with the lazy line passing it 'hand over hand' to the bow of the boat ensuring that you drop the excess rope back into the water. Pull in the slack and secure it to the bow cleat using 0800.
- When in position to begin your reverse signal to your 'anchor' crew member to start to drop your anchor (if applicable). It is important for your 'anchor' crew member to be looking at you so that you can provide them with the signal to stop dropping the chain to ensure that you do not hit the quay side. The Skipper and anchor crew should communicate with agreed signals rather than shouting so as not to disturb others.
- Start reversing towards the quay remembering to take into account the weather conditions on the day and handling factors of your boat.

BERTHING TIPS (CONT.)

You will find mooring in Greece a unique experience where often the first come first serve approach is adopted. Most harbours do not have a harbour master as such, and you are not required to call up on the VHF to obtain a berth. But always read your pilot guide before entering an unfamiliar harbour. Below are a few explanations of different moorings:

Preparation for stern moorings

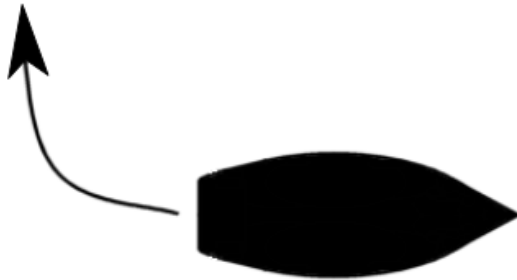
2 warps attached to each stern cleat with a bowline, under push pit and ready to throw ashore.



3/4 fenders on each side

Beware of Prop Kick

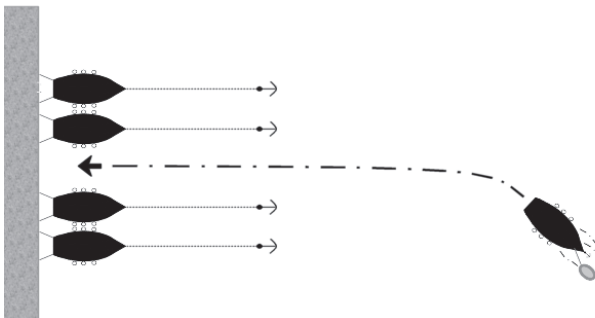
Due to the way propellers are designed, when you begin to maneuver the yacht in reverse, the prop-wash will kick the stern until you have steerage. This will be less pronounced with a sail drive.



Due to the way propellers are designed, when you begin to manoeuvre the yacht in reverse, the prop-wash will kick the stern until you have steerage. This will be less pronounced with a sail drive.

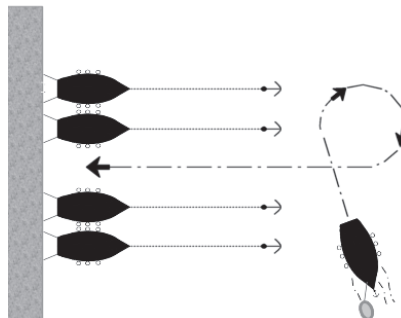
Stern-to mooring

The straightforward approach



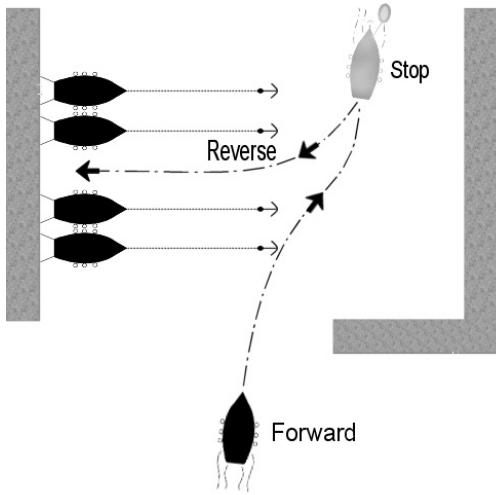
Allow yourself a long run to the mooring spot.

The full circle in reverse.



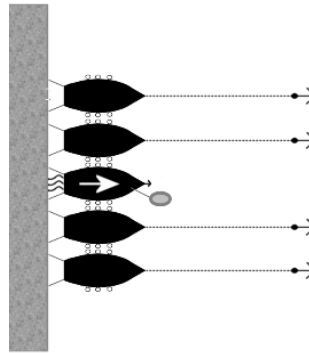
If you don't have the space for a long run up, the easiest thing to do is a full circle in reverse.

Use Prop kick to your advantage



In a tight maneuver, you can use your prop-kick to your advantage. Like in this example the prop-kick pulls the yacht into position.

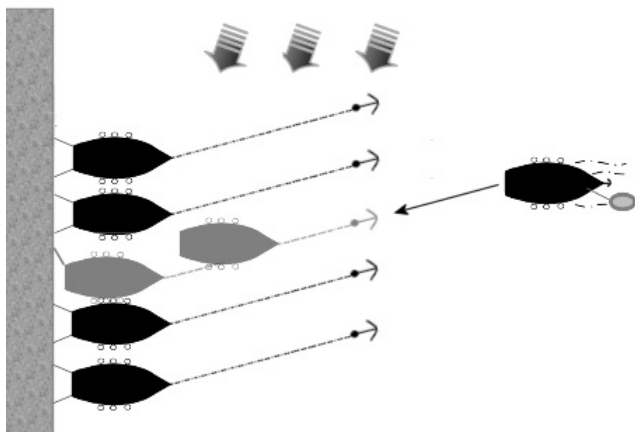
Failing Anchor



If the anchor does not hold or fails to drop, it is best to get your 2 stern lines secure and motor off the quay.

Then work out a solution and go out and try again.

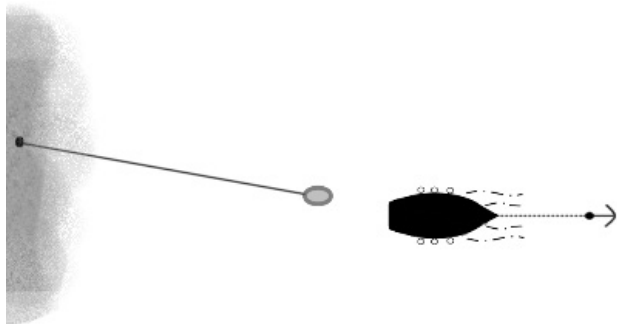
Windy conditions



With a cross wind, look for how other anchors are laying. You may need to lay the anchor up wind.

Once in the spot lay on the leeward yacht, attach your windward warp first and you can then pull in your anchor to pull yourself off the leeward boat, or motor off the quay pivoting the yacht up into the wind.

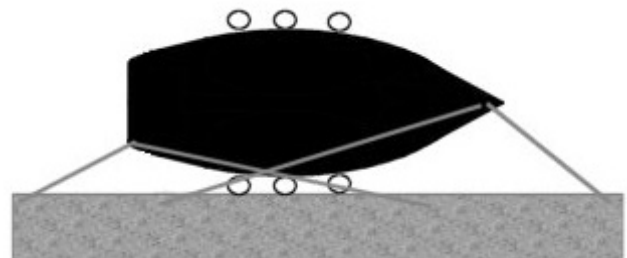
Long line ashore



In circumstances where you anchor off the rocks, get a long line (this maybe 2 tied together with bowlines). Get this secured on the shore first, with the dingy.

Bring this out to the yacht, as the yacht is reversing into position, dropping your anchor. Then pass the line from the dingy to the yacht.

Side-to-to Mooring



In a few places around the Ionian, you may need to moor side-to-to. This maybe a more familiar practice for you, if not, take your time in mooring up and remember to set your bow and stern lines up, with springs as shown in the diagram.


YOUR SAFETY

STAY SAFE AND HEALTHY ABROAD

Please locate your safety card when you get onboard and ensure that all crew read it before leaving the marina. If you cannot find it, then please contact reception who can provide a replacement. Although you will have watched the [online Charter Safety Briefing](#) before leaving home, we recommend that you rewatch the video before leaving the dock. This can be done on your own devices using the QR code.

We care a lot about your personal safety, so please read more about these topics in the safety card:

- **Accident & Illness**
- **Be Aware & Safe**
- **Swimming & Beach Safety**
- **Alcohol & Drugs**



SWIM SAFE

Swimming is often a fun and important part of a vacation. However local rules, flag systems, currents and where swimming may be permitted, can be different and vary from country to country. We strongly recommend that you and all your crew read through our 'swim safe' information [online](#) before you travel. Unfortunately even the strongest of swimmers can get into difficulties. The information on our website covers children, your surroundings, looking out for others, and not overestimating your own ability. Snorkel vests, life jackets (please see [page 25](#) for advise on what is available) and diver down flags are all available on board.



BOAT PAPERS & MOORING FEES

Your boat papers are an identification file for your yacht; they contain all of the documents required for you to charter one of our boats in Greece. Without the correct paperwork, you and your yacht can be impounded by the Port Authority.

The best place to keep your papers is inside the chart table and remove them only when asked. When you arrive at a marina or town quay, the Port Authorities staff will check the boat papers.

Please take care of these papers and make sure never to leave any harbour without them. If you have any problems with the documents and the Port Authorities do not return the boat papers to you, you have to contact The Moorings reception or the base manager directly.

In some ports you have to pay a mooring fee for your berth. The average price per night for a 40-footer is 7€. In small harbours and in private marina's the price is 40-50€. The mooring fees are not included in the price of the charter.

Please take a look at our area briefing online before arrival. After arrival, one of our local experts can provide you with answers to any additional questions and assist you with planning your itinerary. Please enquire at reception for the times and locations of briefings.

CREW CHANGES

If there is a crew change at any time during your charter, please ensure we are notified in advance of travel.

Your crew list needs to be updated and correct at all times. We will explain how to update your crew list to ensure that it is correct when it is inspected by the Port Authority and so that you are fully insured during your charter.

NIGHT SAILING

You are not permitted to sail at night. We advise that you are anchored 1 hour before sunset.

DINGHY SAFETY

We are counting on our guests to be mindful around their dinghy. Ensure you are towing and/or stowing this correctly whilst out on the water. Please ensure you take proper precautions when operating the dinghy and have the kill cord attached to your person at all times whilst underway.

ACCIDENTAL GROUNDING

If you should accidentally run aground the most important thing is to get off again as soon as possible - for those purposes, please call the coast guard immediately followed by the base supervisor and we will provide you with immediate assistance.





The Moorings Yacht Brokerage

*Offering the world's largest
selection of pre-owned
charter yachts*

VALUE FOR MONEY

All of our yachts come fully equipped and undergo an extensive phase-out maintenance program; offering excellent value for money.

VARIETY

Our brokerage offers a large selection of yachts. We regularly have a collection of over 20 yachts, both monohulls and catamarans, from 32-50ft.

EXPERIENCE

Our experienced yacht broker is available to guide you through the process and provide any back up you may require.

For enquiries and further information on the yachts currently for sale please visit:

www.mooringsbrokerage.com

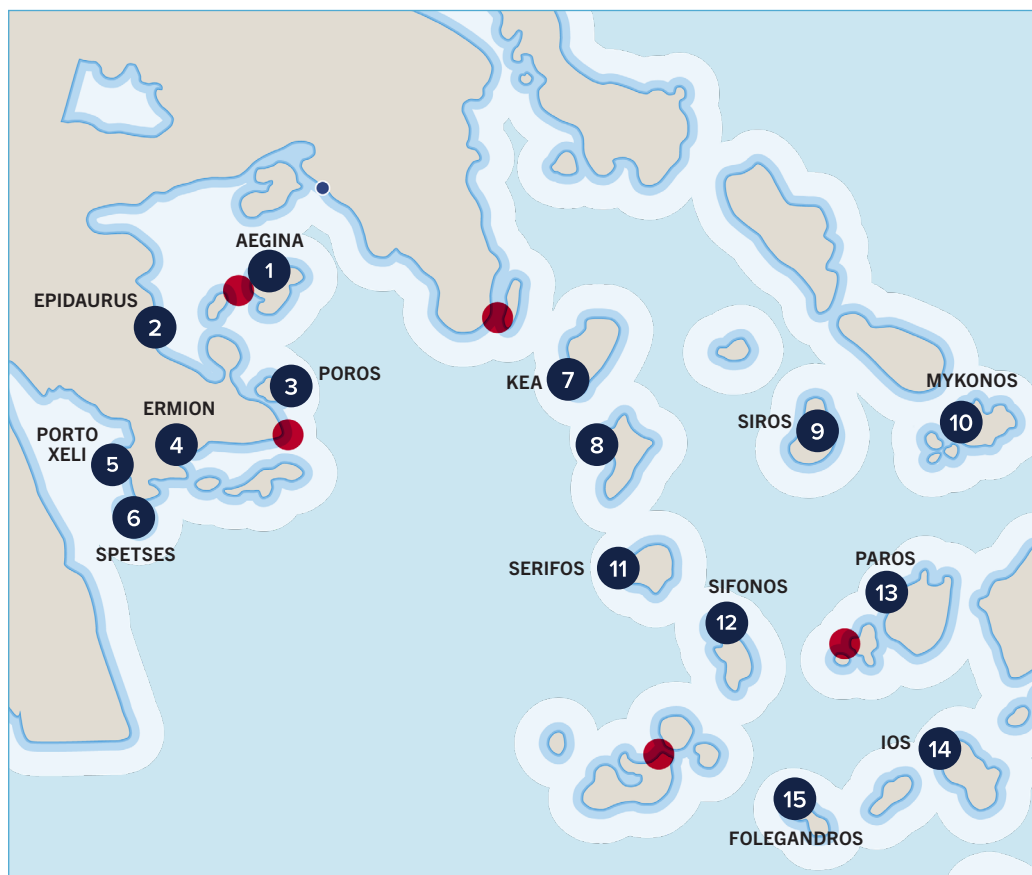


The Moorings®
Est. 1969



FUEL STATIONS / NO-GO ZONES

Generally, you will enjoy line of sight sailing and deep water. But there are a few hazards you need to be aware of:



FUEL STATIONS

- 1 ... Aegina
- 2 ... Epidaurus
- 3 ... Poros
- 4 ... Ermion
- 5 ... Porto Xeli
- 6 ... Spetses
- 7 ... Kea
- 8 ... Kithnos
- 9 ... Siros
- 10 ... Mikonos
- 11 ... Serifos
- 12 ... Sifnos
- 13 ... Paros
- 14 ... Ios
- 15 ... Folegandros

NAVIGATION HAZARDS INCLUDE:

Saronic Area:

- Reef near Gaidhouroniso Island - keep close to the island or take outside passage
- Channel between Peloponnisos and Poros - stay close to Poros side.
- Avoid the area around Steno Angistri and Metopi Island.
- Beware of reef near Ak. Aimilianos.
- Do not pass between the mainland and Spathi Island (Nisidhes Tselevinia area)
- Follow Buoyed channel when entering Nafplion.

Cyclades Area:

- Bank of Akra. Tripiti (on North -West tip of Makronisi)
- Isolated rock near Ormos Kavia (West side of Kea)
- Avoid channel between Paros and Andiparos
- Do not pass between Despotico and Andiparos
- Do not moor your yacht in the caldera of Santorini, Thira - Cruise ship and ferry swell, crossed anchors
- We do not recommend Vlychada marina - silting, crossed anchors, security - instead leave yacht on Ios and take the ferry



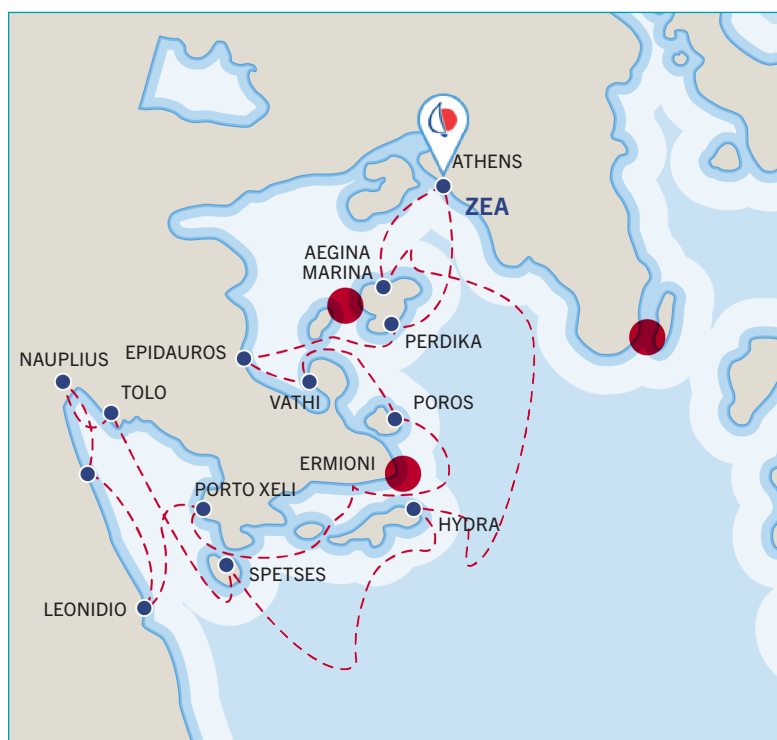
SUGGESTED ITINERARIES

Choosing the right route in a new area can be challenging. That is why we have prepared itinerary ideas for our guests to follow. There can (and should) always be adjustments due to the weather conditions, so make sure to check it before sailing out. Taking advice from our chart briefer is always a good idea, so we suggest that.

2 WEEKS

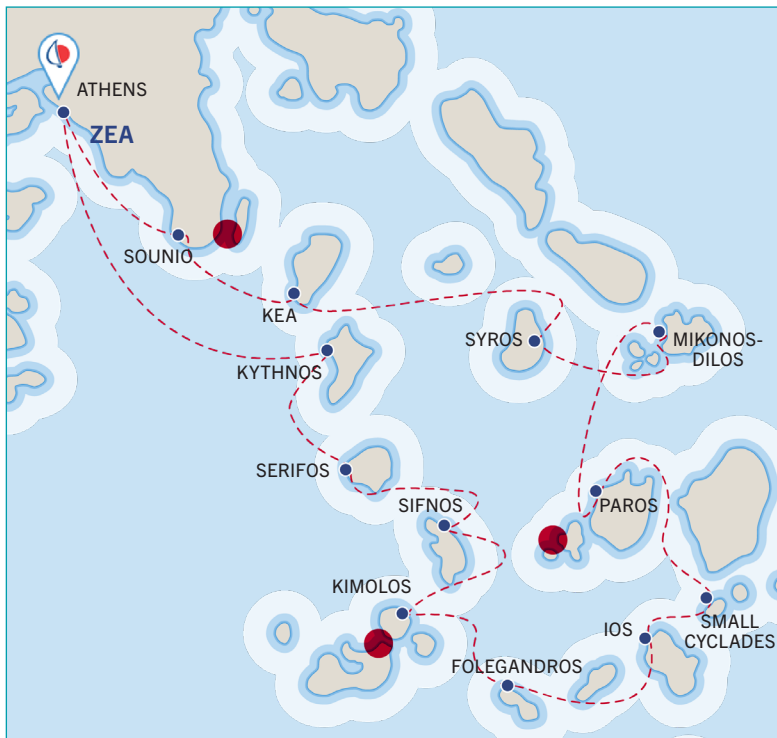
SARONIC AND ARGOLIC GULFS

Day 1 Aegina	Day 8 Porto Xeli
Day 2 Hydra	Day 9 Ermioni
Day 3 Spetses	Day 10 Poros
Day 4 Tolo	Day 11 Vathi
Day 5 Nauplius	Day 12 Epidauros
Day 6 Astros	Day 13 Perdika
Day 7 Leonidio	Day 14 Zea



**2 WEEKS
CYCLADES ROUTE**

- | | |
|-----------------------------|--------------------------------|
| Day 1
Zea | Day 8
Small Cyclades |
| Day 2
Kythnos | Day 9
Paros |
| Day 3
Serifos | Day 10
Mikonos-Dilos |
| Day 4
Sifnos | Day 11
Syros |
| Day 5
Kimolos | Day 12
Kea |
| Day 6
Folegandros | Day 13
Sounio |
| Day 7
Ios | Day 14
Zea |



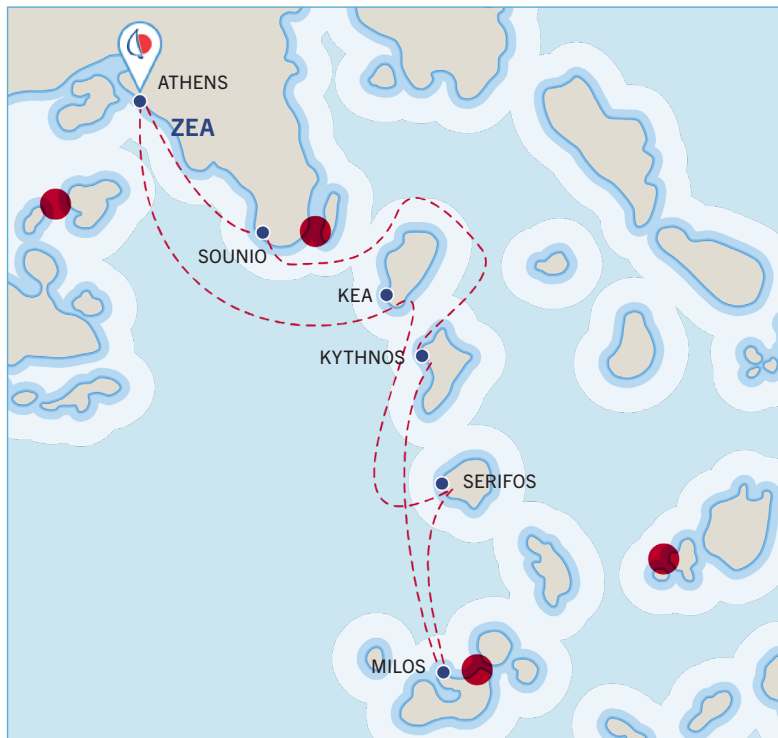
**ONE WEEK
SARONIC GULF ROUTE**

- | | |
|-------------------------|---------------------------|
| Day 1
Zea | Day 5
Hydra |
| Day 2
Aegina | Day 6
Epidauros |
| Day 3
Poros | Day 7
Zea |
| Day 4
Ermioni | |



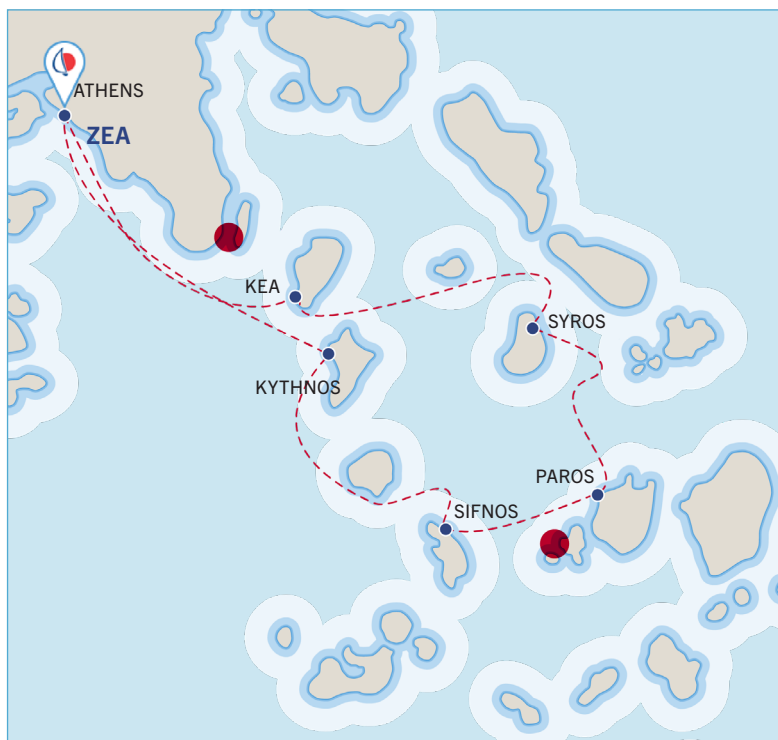
**CYCLADES
SHORT DISTANCE ROUTE**

- | | |
|-------------------------|-------------------------|
| Day 1
Zea | Day 4
Milos |
| Day 2
Kea | Day 5
Kythnos |
| Day 3
Serifos | Day 6
Sounio |



**CYCLADES
LONG DISTANCE ROUTE**

- | | |
|-----------------------|-------------------------|
| Day 1
Zea | Day 5
Sifnos |
| Day 2
Kea | Day 6
Kythnos |
| Day 3
Syros | Day 7
Zea |
| Day 4
Paros | |



DESTINATIONS WEST OF ZEA

AEGINA

Aegina is an island in the Saronic Sea. It is the first closed island to visit leaning from the Marina Zea.

According to the Greek mythology, Zeus fell in love with the prettiest daughter of God Aesopus, Aegina. He kidnapped Aegina and brought her to the island Inoni which was since named Aegina.

The city of Aegina was the first capital of Greece in 1828. The town of Aegina contains neoclassical buildings built amphitheatrically towards the sea. Do not forget to take a ride in the traditional carriages, to taste the famous local pistachios of Aegina and to have lunch at the traditional taverns with fresh fish accompanied by ouzo.

The main port of Aegina is located on the west side of the island. At the summer Aegina is very busy with ferries and hydrofoil services. Go stern or bows-to the town quay or off to the cafe on the south quay.



FACILITIES & SERVICES	COMMENTS	FACILITIES & SERVICES	COMMENTS
Mooring Fee	✓	WiFi	✓ In restaurants and bars
Mooring Buoys	✗	Electricity	✓
Free Anchoring	✓	Toilets & Showers	✗
Water Refill & Ice	✓	ATM	✓
Restaurants & Bars	✓	Provisioning	✓
Refuel	✓ by mini tanker	Activities	Souvenirs



POROS

It was actually two islands: Spheria and Calavria, which were split with a very small sea channel. Entering the harbor you can see the historical clock, built in 1927. Poros is surrounded by pine trees, olive trees and lemon trees. Make sure to visit the ruins of the Temple of Poseidon which were built in 520 BC. It is in the north part of the island.

You can moor your boat either on the North quay where there is also a floating pier, or inside the canal between Poros and Galatas. You have to follow the coast of the island on a distance no more than 100 meters. Poros is probably the safest harbor in the Saronic. You can stern or bows-to the quay, the boardwalk or the pontoon on the North side of the town.

FACILITIES & SERVICES	COMMENTS	FACILITIES & SERVICES	COMMENTS
Mooring Fee	✓	WiFi	✓ In restaurants and bars
Mooring Buoys	✗	Electricity	✓
Free Anchoring	✓ Shallow waters inside the canal	Toilets & Showers	✗
Water Refill & Ice	✓	ATM	✓
Restaurants & Bars	✓	Provisioning	✓
Refuel	✓ by mini tanker	Activities	Souvenirs

HYDRA

One of the most popular destinations in the area is the island of Hydra. A spectacular small town built amphitheatrically around the small harbor, with most of the buildings built in the 18th, 19th centuries and the newer buildings following the style of the older ones. During the 1960's the island was the most popular tourist destination of Greece, and many famous films took place in the island.

On Hydra there are no cars allowed. Take a walk or ride a donkey. On the way purchase the local delicacy 'amydalota'.



The harbor is small and there are very few places available for yachts so prepare for the need to stay on a second or third row out.

FACILITIES & SERVICES	COMMENTS	FACILITIES & SERVICES	COMMENTS
Mooring Fee	✓	WiFi	✓ In restaurants and cafes
Mooring Buoys	✗	Electricity	✗
Free Anchoring	✗	Toilets & Showers	✗
Water Refill & Ice	✓	ATM	✓
Restaurants & Bars	✓	Provisioning	✓
Refuel	✓ by mini tanker	Activities	Souvenirs, hiking

SPETSES

Spetses is one of the most beautiful and cosmopolitan island of Argosaronic. In the 15th Century, the Venetians named the island Spezia (“Spice”) because of the many scents of flowers. Don’t miss the chance to visit the house of the hero of the Greek independence Bouboulina-with live tour during which you can hear about her life and work. On the island it is forbidden to travel by car. You can use only motorcycle, taxi, bicycles and carriages.



FACILITIES & SERVICES	COMMENTS	FACILITIES & SERVICES	COMMENTS
Mooring Fee	✓	WiFi	✗
Mooring Buoys	✗	Electricity	✗
Free Anchoring	✓	Toilets & Showers	✗
Water Refill & Ice	✓	ATM	✓
Restaurants & Bars	✓	Provisioning	✓
Refuel	✓	Activities	Scuba diving, souvenirs

EPIDAUROS

The ancient city of Epidaurus was one of the most important cities of ancient Greece. It was named after its third king, Epidaurus, who was a hero of the region, son of Argos and Evadnis. Do not forget to visit the ancient theater of Epidaurus which is amongst the best-preserved ones in the world, famous for its superb acoustics. In summer there are a lot of organized cultural events.

The port has several small taverns, bars and coffee bars and the entrance to the Palaia Epidaurus harbor is marked with two buoys. You can moor stern or bows-to the pier and the quay or you can anchor in the bay.



FACILITIES & SERVICES	COMMENTS	FACILITIES & SERVICES	COMMENTS
Mooring Fee	✓	WiFi	✗
Mooring Buoys	✗	Electricity	✗
Free Anchoring	✓	Toilets & Showers	✗
Water Refill & Ice	✓	ATM	✓
Restaurants & Bars	✓	Provisioning	✓
Refuel	✓ =	Activities	Souvenirs

ERMIONI

In the 5th century BC, Ermioni was famous for its purple color, which was used by the kings for their tunics. Today it is a beautiful coastal town. The sea around the city gives you the feeling of being on an island. You can enjoy the natural beauty by visiting the traditional taverns. Every Thursday morning locals are gathering and selling fresh fish and vegetables, various clothing, footwear and domestic household items.

Ermioni is a safe harbor, but the harbor is small so it you will probably need to anchor in the north part of the bay.



FACILITIES & SERVICES	COMMENTS	FACILITIES & SERVICES	COMMENTS
Mooring Fee	✗	WiFi	✓ In restaurants and cafes
Mooring Buoys	✗	Electricity	✓
Free Anchoring	✓	Toilets & Showers	✗
Water Refill & Ice	✓	ATM	✓
Restaurants & Bars	✓	Provisioning	✓
Refuel	✓ deliver by mini tanker	Activities	✗

PORTO XELI

Porto Xeli is a famous summer resort town. It features a large port, a great work of the 1970s that was not completed. It is the perfect place if you like jet skis, paragliding and diving.

The whole coastal road is full of shops that reach the opposite side of the bay and the marina can be viewed all the way from the island of Spetses. At night Porto Heli is very crowded and bustling with nightlife.



FACILITIES & SERVICES	COMMENTS	FACILITIES & SERVICES	COMMENTS
Mooring Fee	✗	WiFi	✓ In restaurants and cafes
Mooring Buoys	✗	Electricity	✗
Free Anchoring	✓	Toilets & Showers	✗
Water Refill & Ice	✓	ATM	✓
Restaurants & Bars	✓	Provisioning	✓
Refuel	✓ deliver by mini tanker	Activities	✓ Scuba diving

TOLO

Tolo is a small fishing village, developed in the last years by building hotels, well-equipped apartments and offering water sports. The beach of Tolo is unique as it is adored by the golden sand in the midst of blue waters and rocky shores. At Tolo you will find many shops with souvenirs, and in the evening, you can explore the town's Greek traditional taverns and the night life.

You can moor your boat outside the south mole of the harbor since all the inside births are occupied by local boats.



FACILITIES & SERVICES	COMMENTS	FACILITIES & SERVICES	COMMENTS
Mooring Fee	✗	WiFi	✓ In restaurants and cafes
Mooring Buoys	✗	Electricity	✗
Free Anchoring	✓	Toilets & Showers	✗
Water Refill & Ice	✓	ATM	✓
Restaurants & Bars	✓	Provisioning	✓
Refuel	✓ deliver by mini tanker	Activities	✗

NAUPLIUS

According to mythology the name comes from the son of the God Poseidon, Nauplio. At the ancient time the town was an important port that was ruled under a succession of royal houses in the Middle Ages. After that it was conquered by the Republic of Venice and, lastly, the Ottoman Empire. Afterwards, it became the capital of the First Hellenic Republic and of the Kingdom of Greece, from 1821 until 1834. A sight definitely worth seeing is Palamidi, a Venetian fortress that is located 216m high on the hill, formerly used as a prison with several political and criminal prisoners.



Try delicious lamb chops and handmade wine in the old town of Nauplio.

FACILITIES & SERVICES	COMMENTS	FACILITIES & SERVICES	COMMENTS
Mooring Fee	✗	WiFi	✓ In taverns and cafes
Mooring Buoys	✗	Electricity	✗
Free Anchoring	✓	Toilets & Showers	✗
Water Refill & Ice	✓	ATM	✓
Restaurants & Bars	✓	Provisioning	✓
Refuel	✓ deliver by mini tanker	Activities	✓ Souvenirs, scuba diving, kite surfing

ASTROS

Astros is a town near the Argolic Gulf in the northeast Peloponnese. The name of the town was taken from the shape of a star which is located at the hill of the town. In the 19th century a fortress was built a few kilometres outside of the town. Later in the Ottoman years the castle played a significant role due to its strategic location.

The town gives you the opportunity to have a moment of peace and relaxation. The residents are very friendly and helpful.

The harbour is small. Go stern or bows-to the south mole.



FACILITIES & SERVICES	COMMENTS	FACILITIES & SERVICES	COMMENTS
Mooring Fee	✗	WiFi	✓
Mooring Buoys	✗	Electricity	✗
Free Anchoring	✓	Toilets & Showers	✗
Water Refill & Ice	✓	ATM	✗
Restaurants & Bars	✓	Provisioning	✓
Refuel	✓ deliver by mini tanker	Activities	✗

LEONIDIO

Leonidio took its name from the church of Saint Leonidas. Considered a traditional settlement in our time, the characteristic of the town is the red rock that stands above the village. If you take a walk on the main road from the village you can admire the beautiful mansions that it look like castles. Tsikaliotis Tower is one of the most famous, and as such is used for art exhibitions and events. When you visit a tavern, do taste the famous 'Tsakonia Eggplant', you will not be disappointed.



FACILITIES & SERVICES	COMMENTS	FACILITIES & SERVICES	COMMENTS
Mooring Fee	✗	WiFi	✓ In restaurants and bars
Mooring Buoys	✗	Electricity	✗
Free Anchoring	✓	Toilets & Showers	✗
Water Refill & Ice	✓	ATM	✗
Restaurants & Bars	✓	Provisioning	✓
Refuel	✓ deliver by mini tanker	Activities	✗



DESTINATIONS EAST OF ZEA

SOUNION

Sounion is found at the southern tip of the prefecture of Attica. Its coast is rocky and steep.

It is known for the ruins of the ancient Greek temple of Poseidon, the god of the sea in classical mythology. Today the wide area was declared a national park due to its environmental value. Sounio is well known for its sunset over the Aegean Sea, as viewed from the ruins. Several good taverns are found in the bay that offer fresh fish and other Greek traditional dishes. The bay bellows the temple in Cape Sounio can be your first stop before you start sailing to Cyclades.



FACILITIES & SERVICES	COMMENTS	FACILITIES & SERVICES	COMMENTS
Mooring Fee	✗	WiFi	✓ Only in tavernas
Mooring Buoys	✗	Electricity	✗
Free Anchoring	✓ North of the bay has a good hold	Toilets & Showers	✗
Water Refill & Ice	✗	ATM	✗
Restaurants & Bars	✗	Provisioning	✗
Refuel	✗	Activities	✗

FOLEGANDROS

Folegandros is a small Greek island in the Aegean Sea with only two settlements. The First one is called Chora, built at an altitude of 200m above sea level. The second is called Ano Meria and is a traditional village. When on Folegandros, visit the church of Panagia - it will reward you with an incredible panoramic view of the town with wild rocks and sunset or sunrise from the sea. If you like to explore, use the chance and admire the Chryso spilia, a remote cave on the north-eastern side of the island. At the cave there is a large number of ancient names covering its walls and ceiling. The exploration of the cave will fill anyone with awe and mystery.



Folegandros has several coffee shops and restaurants. Make sure to try matsata (traditional homemade spaghetti served with chicken or rabbit in red sauce).

FACILITIES & SERVICES	COMMENTS	FACILITIES & SERVICES	COMMENTS
Mooring Fee	✗	WiFi	✓ In restaurants and bars
Mooring Buoys	✗	Electricity	✓
Free Anchoring	✓	Toilets & Showers	✗
Water Refill & Ice	✓	ATM	✓
Restaurants & Bars	✓	Provisioning	✓
Refuel	✓ deliver by mini tanker	Activities	✓ Souvenirs, scuba diving

IOS

The original name of the island was Phoeniki, a name that came from the Phoenicians who were the first inhabitants. Ios is known as the home of Clemene, mother of the greatest epic poet of all time, Homer, who wrote The Odyssey and The Iliad. At the port you can see many shops where you can buy gifts and souvenirs. If you want to visit Chora, you can walk (15 minutes) or take the bus. You have the opportunity to relax in one of the many cocktail bars or to enjoy dancing at one of the clubs.



FACILITIES & SERVICES	COMMENTS	FACILITIES & SERVICES	COMMENTS
Mooring Fee	✗	WiFi	✓ In restaurants and bars
Mooring Buoys	✗	Electricity	✓
Free Anchoring	✓ Be mindful of the ferries	Toilets & Showers	✗
Water Refill & Ice	✓	ATM	✓
Restaurants & Bars	✓	Provisioning	✓
Refuel	✓ deliver by mini tanker	Activities	✓ Souvenirs, scuba diving

VOURKARI PORT, KEA ISLAND

Vourkari is the most cosmopolitan spot of the Kea Island. Here all have discreet luxury and tranquility. Only one street separates the Marina from the shops. The magnificent view of the sea from the restaurants and the café bars gives you a feeling of freedom and fullness. Opposite the small harbor are the remnants of the prehistoric settlement of Agia Irini. Excavations are witnessing seasons of great blossoming from the end of the Neolithic era. You can also see the famous lighthouse of Agios Nikolaos (1831), the first to operate in the Cyclades.

You can find a birth on the quay, if not -you can stay on the anchor inside of the bay. The bottom is mud and weed and not everywhere a good holding.

FACILITIES & SERVICES	COMMENTS	FACILITIES & SERVICES	COMMENTS
Mooring Fee	✗	WiFi	✓ In restaurants and cafes
Mooring Buoys	✗	Electricity	✓
Free Anchoring	✓ Look for good anchor holding	Toilets & Showers	✗
Water Refill & Ice	✓	ATM	✗
Restaurants & Bars	✓	Provisioning	✓ Mini market
Refuel	✓ deliver by mini tanker	Activities	✗

KIMOLOS

From the 18th of century, it is a digging place of unique kind of white rock-chalk, and it was called Kimolos after it.

With the yacht you can explore the caves around the island and swim in the turquoise waters. If you love hiking, you only have to equip yourself properly and get some information about the routes. The village, the only settlement on the island at the hill of Mount Xavlobouniou, will charm you with its simplicity.



FACILITIES & SERVICES	COMMENTS	FACILITIES & SERVICES	COMMENTS
Mooring Fee	✗	WiFi	✓ In tavernas and cafes
Mooring Buoys	✗	Electricity	✗
Free Anchoring	✓	Toilets & Showers	✗
Water Refill & Ice	✗	ATM	✓
Restaurants & Bars	✓	Provisioning	✓
Refuel	✓ Deliver by mini tanker	Activities	✓ Souvenirs

KYTHNOS

Located in the western Cyclades, the island is called Thermia because of the thermal spas which operate until today. Today the island is very popular as it includes many bays and small coves for exploration. One of the most famous sights is the Cave Katafiki. It is the biggest cave in Greece. The residents used it as a shelter from the invasions. The visitors have the opportunity to walk the narrow paths and discover several archaeological sites. After the exploration one has to taste the traditional cuisine of the island. The best-known food is Revithia in the oven and pies with cheese.

Port Merikhas is equipped with every convenience a visitor could want. Recommended is to hire a motorcycle or a bicycle to take to the town. It is worth mentioning the beautiful sunset that you can admire from the cape of Mark.

FACILITIES & SERVICES	COMMENTS	FACILITIES & SERVICES	COMMENTS
Mooring Fee	✗	WiFi	✓
Mooring Buoys	✗	Electricity	✓
Free Anchoring	✓	Toilets & Showers	✗
Water Refill & Ice	✓	ATM	✓
Restaurants & Bars	✓	Provisioning	✓
Refuel	✓ Deliver by mini tanker	Activities	✓ Souvenirs, scuba diving, hiking

MILOS

Milos is an ancient volcano island in the Aegean Sea, mostly famous for the statue of Aphrodite of Milos, found in the 19th century. It is known as Venus de Milo and is located at the Louvre Museum in Paris.

Milos has several stunning and unique beaches. You will have the opportunity to see that each beach has a different colour of sand than the other beaches. Also, do not miss taking a walk through the catacombs. They were used by the Christians of the island for worship and to bury their dead. Adhamas port is the tourist centre of the island, and it provides everything a visitor needs.



FACILITIES & SERVICES	COMMENTS	FACILITIES & SERVICES	COMMENTS
Mooring Fee	✗	WiFi	✓ In restaurants and bars
Mooring Buoys	✗	Electricity	✓
Free Anchoring	✓	Toilets & Showers	✓
Water Refill & Ice	✓	ATM	✓
Restaurants & Bars	✓	Provisioning	✓
Refuel	✓ Deliver by mini tanker	Activities	✓ Souvenirs

MYKONOS ISLAND

According to Greek mythology, the island was the location of the battle between Zeus and the Titans, and it was named in honor of Apollo's grandson Mykonos. In the last 20 years Mykonos became popular all over the world. Every summer the island is crowded with tourists and among them many famous people. If you prefer to have fun all day, and you enjoy the parties, it is the best place to visit. Around the area you will discover a lot of bars, taverns or restaurants and cafés. If you love shopping, you have the opportunity to buy whatever you desire. Mykonos is also well known for the Windmills, the White houses, the narrow streets and the pelicans.



FACILITIES & SERVICES	COMMENTS	FACILITIES & SERVICES	COMMENTS
Mooring Fee	✗	WiFi	✓ In restaurants and cafes
Mooring Buoys	✗	Electricity	✓
Free Anchoring	✓ Look for good anchor holding! Need contact w/Port Master	Toilets & Showers	✗
Water Refill & Ice	✓	ATM	✗
Restaurants & Bars	✓	Provisioning	✓ Mini market
Refuel	✓ Deliver by mini tanker	Activities	✓ Windsurfing, Jet Ski, Kite Surfing, Souvenirs

PAROIKIA, PAROS ISLAND

The island of Paros is named after the leader of the Arcadians, Paros, who arrived as settlers on the island during the Geometric period. The Visitors prefer to visit it because of the architecture. A walk will make you marvel with the narrow streets, the white houses, large blue windows and the churches with the small, beautiful bell towers.

In Paroikia, the capital of the island, a famous sight is the church Ekatontapilliani, built in the fourth century on orders from Saint Eleni, mother of Constantine the Great. The narrow streets of the city hide pleasant surprises, and when the sun falls, the nightlife starts-with cafes, bars, live music, and clubs lasting until the early hours.

FACILITIES & SERVICES	COMMENTS	FACILITIES & SERVICES	COMMENTS
Mooring Fee	✗	WiFi	✓ In tavernas and cafes
Mooring Buoys	✗	Electricity	✓
Free Anchoring	✓ Be mindful of ferries	Toilets & Showers	✗
Water Refill & Ice	✓	ATM	✓
Restaurants & Bars	✓	Provisioning	✓
Refuel	✓ Deliver by mini tanker	Activities	✓ Kite Surfing, Tubes, Water Skiing, Wakeboarding, Souvenirs

SERIFOS

According to the Greek mythology, Serifos is the island of Persea who killed medusa and of Cyclops. The capital of the island is called Chora, built at an altitude of 200 meters. Do not miss to visit the Venetian castle, which is on the top of the hill, the view will reward you.



We recommend mooring in Livadhi, a beautiful settlement with white cubical houses built according to the Cycladic traditional architecture. The town has several shopping stores, taverns, bars and clubs. The local delicacies from the island is revythada and the sweet smell of marathotiganites. The nightlife offers a mix of quiet spots with a great atmosphere.

FACILITIES & SERVICES	COMMENTS	FACILITIES & SERVICES	COMMENTS
Mooring Fee	✗	WiFi	✓ In restaurants and bars
Mooring Buoys	✗	Electricity	✓
Free Anchoring	✓	Toilets & Showers	✗
Water Refill & Ice	✓	ATM	✓
Restaurants & Bars	✓	Provisioning	✓
Refuel	✓ Deliver by mini tanker	Activities	✓ Souvenirs, scuba diving

SIFNOS

Sifnos was wealthy in ancient times for its gold, silver lead and at the pottery. Make sure to visit the town with the white houses, paved narrow streets with the limy joints, and the scattered picturesque churches with white or blue domes. The choices that you have are plenty. You can enjoy a relaxed drink at a café bar or you can have a cocktail in one of the clubs with loud music. At the restaurants do not miss the opportunity to taste 'Mastello' (lamb roast on vine leaves with local wine and plenty of dill).




Moor in Ormos Vathi. The entrance is difficult to identify until you get there, when the cliffs on either side open up to amphitheatre of the bay. Use only the anchor to stay at the bay on the North side.

FACILITIES & SERVICES	COMMENTS	FACILITIES & SERVICES	COMMENTS
Mooring Fee	✗	WiFi	✓ In restaurants
Mooring Buoys	✗	Electricity	✗
Free Anchoring	✓	Toilets & Showers	✗
Water Refill & Ice	✓	ATM	✗
Restaurants & Bars	✓	Provisioning	✓ Not many
Refuel	✓ Deliver by mini tanker	Activities	✓ Souvenirs, scuba diving, hiking

SYROS ISLAND

Syros is a Greek island in Cyclades. Ermoupoli is the capital of the island and of the Cyclades. The port of the town played a magnificent role in the history as it was the centre of carriage of goods from around the world. Walk at the centre of town to admire the big square which was dedicated to the great revolutionary hero Andreas Miaoulis. At the square you can also admire the Ermoupolis City Hall. It is one of the largest municipal seats in Greece. Several taverns, bars, café and pastry shops are waiting for you to explore the traditional tastes of the island. The most famous desserts are Halvadopita (Nougat pie) and loukoumi (the Syros's Turkish delights).

FACILITIES & SERVICES	COMMENTS	FACILITIES & SERVICES	COMMENTS
Mooring Fee	✗	WiFi	✓ In restaurants and cafes
Mooring Buoys	✗	Electricity	✓
Free Anchoring	✓	Toilets & Showers	✗
Water Refill & Ice	✓	ATM	✗
Restaurants & Bars	✓	Provisioning	✓ Mini Market
Refuel	✓ Deliver by mini tanker	Activities	✓ Souvenirs, scuba diving, snorkeling



SMALL CYCLADES

(DHENOUSSA - IRAKLIA – SKHINOUSA – KOUFONISIA)

Small Cyclades is the complex of a few small islands in the eastern part of the Cyclades. There are many Small Cyclades but only four are inhabited: Donousa, Iraklia, Skhinousa and Koufonisia. They are famous for the sandy beaches and for the peace that exists. They call it “heaven on earth”.

The magical combination of walks, swims, siestas a good book and a tavern with traditional Greek food will make you forget what day of the week it is.





SEE YOU SOON!

We look forward to your visit.

We want you to have the best experience when you charter with us. That is why we include more as standard than any other charter company.

For help planning your charter, email us at contactus@moorings.com


The Moorings®
Est. 1969

