



WELCOME TO

Exumas

NOTHING
LESS THAN



The Moorings®



Share your experience with The Moorings

We love to see what you've been up to on your holiday.
Share your photos on Facebook and Instagram making sure to tag us.



@themooringsvacations



@mymoorings



@themooringsvacations

NOTHING
LESS THAN



The Moorings®



WELCOME TO

Exumas



On behalf of The Moorings Exumas Family, Welcome! We are delighted to have you as our special guests & look forward to ensuring that you have a vacation of a lifetime. As our national slogan goes: "It's better in the Bahamas.", and we are happy to point out why. Enjoy your stay!

Nassau Base Manager
Chris Rogers

This eGuide was made by The Moorings Co. and is meant to be used for informational purposes only as well as to give you general information and general understanding of the region. By using this eGuide you understand that some changes in information are possible and that this eGuide is no substitute for a full Chart and Area Briefing or official charts issued by the government.

Table of Contents

THE MOORINGS EXUMAS.....06

Base Facilities	06
Local Facilities.....	06
Reception Opening Hours	06
Palm Cay Marina	07

UPON ARRIVAL08

Airport Transfers	08
Car Rental	08
Check in at Reception.....	08
Out of Office Arrival	08
Embarkation Time	08
Luggage Storage.....	08
Sleep Abroad	08
What To Do Whilst Waiting For Your Yacht.....	08

BRIEFINGS.....09

Chart Briefing	09
Boat Bag	09
Health And Safety Briefing.....	09
Yacht Briefing	09
Sailing License	09
Charter With Skipper	09
Sailing Experience Level Required	09
Provisioning	10
Yacht Damage Waiver	10
Fuel.....	10
Wi-Fi.....	10

ON BOARD YOUR YACHT12

Electricity.....	12
BBQ/Grill	12
Cooler Boxes	12
Music.....	12
Ice.....	12
Water Marker	12
Before Leaving The Yacht	12

WHILST ON THE WATER.....13

Emergency Contact Information	13
Accidents And Collisions	13
Maintain a Lookout.....	13
Accidental Grounding	14
Security	14
Night Sailing	14
Dinghy Safety.....	14
Water And Garbage	14
Mooring Tips.....	14

BOAT PAPERS & PROCEDURES.....16

Procedures.....	16
Royal Bahamas Defence Force.....	16
Safety Netting	16
Bahamas - Swim Safe	16

RETURN TO BASE19

Return Procedure	19
Re-Fuelling.....	19
Before You Leavee Your Yacht	19

WEATHER.....23

Prevailing Winds	23
Weather Forecasts.....	23
Tides/Tidal Streams	23

MARINE LIFE24

Jellyfish	24
Coral Stings And Cuts.....	24
Fish.....	24
Sea Urchins.....	24
Sharks	24

OTHER USEFUL INFORMATION.....25

Medical	25
Currency And Credit Cards	25
Language.....	25
Groceries	25
Drones.....	25

ACTIVITIES 26

Restaurants 26
Restaurants And Tipping 26
Diving And Snorkling 26
Fishing 26
Hotels 27

SAILING AREA RESTRICTIONS 28

Red Zones 28
Amber Zones 28

ITINERARIES & DESTINATIONS 30

5-Day Route 30
10-Day Route 31
14-Day Route 32

CRUISING AREAS 33

DESTINATION HIGHLIGHTS 33

Cruising Area 33
Sw Allans Cay / Highbourne Cay 33
Norman's Cay 34
Shroud Cay 35
Wardrick Wells 36
Cambridge Cay 37
Compass Cay 38
Sampson Cay 39
Big Major Spot / Staniel Cay 40
Black Point 41
Rose Island 42





The Moorings Exumas

Located on the southeastern side of Nassau, the Palm Cay Marina is the gateway to Exuma only 28 miles away, at the centre of the 700 beautiful islands of The Bahamas. Palm Cay provides an unmatched quality of life for boaters, and families — quite literally a boater’s paradise.

BASE FACILITIES

Access to all base amenities is a wristband at a cost of \$12 per person, payable in cash at the check-in desk. Please hold onto the band(s) for the duration of your charter to be able to use the facilities post-charter as well, without being asked to pay again.

- Pool
- Bar
- Pink Octopus Restaurant
- Beach access from bar
- Small Gift Shop
- Cafe
- Laundry
- Hotel
- Dive shop
- Showers & Bathrooms
- Telephones
- Fuel & Ice
- Shopping

LOCAL FACILITIES

- Food stores
- Liquor stores
- General stores
- Convenience stores

For more useful information on the local area, view our [‘Useful Information’](#) section.

RECEPTION OPENING HOURS

7 days a week: 08:00 - 17:00

Team Contact Numbers

Customer Support...001 242 603 6667
001 242 577 4461

VHFch. 16

BASE ADDRESS

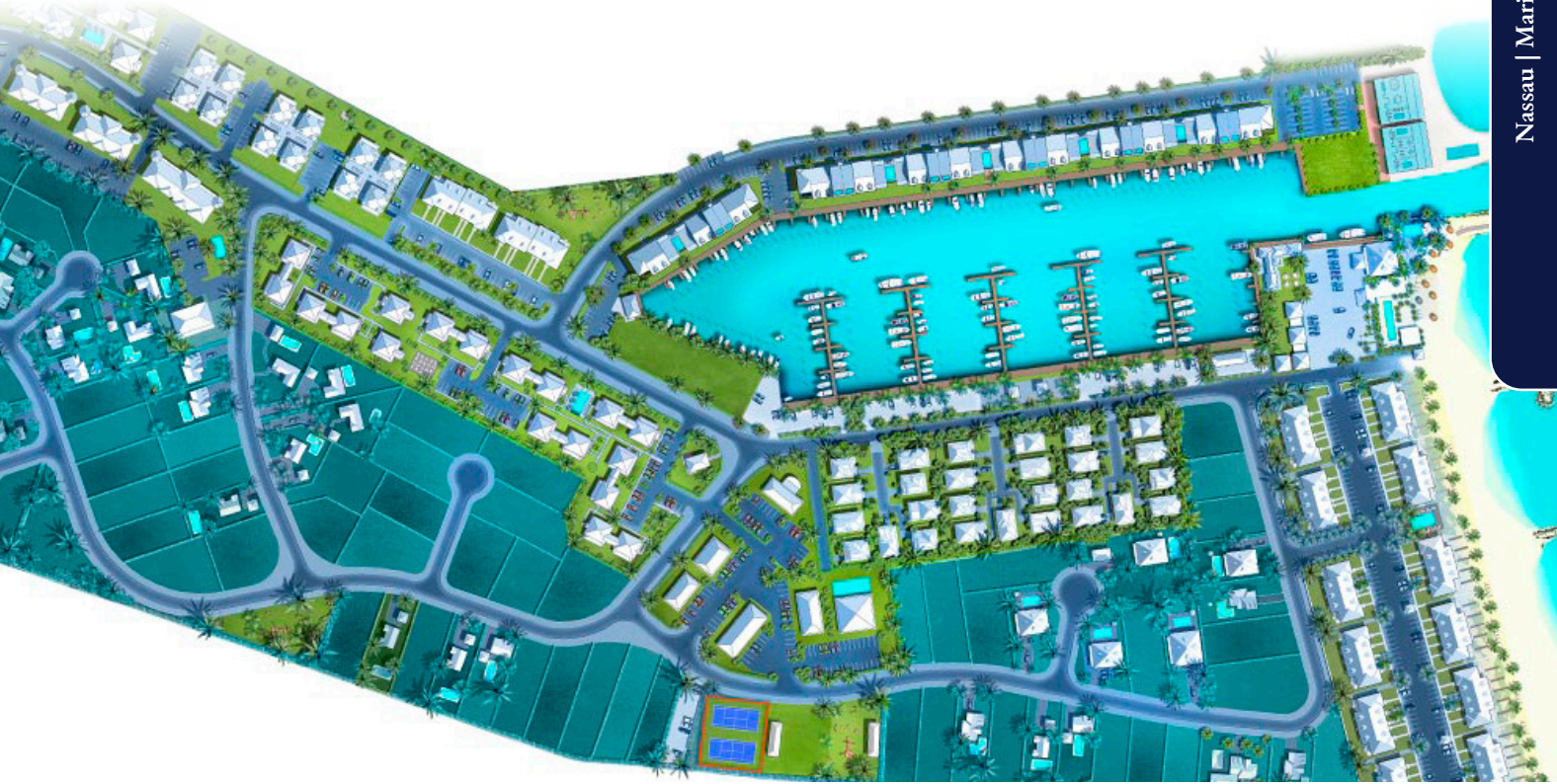
The Moorings, Exumas
Palm Cay Marina
Yamacraw Hill Rd
Nassau, New Providence
The Bahamas

TIME DIFFERENCE

New Providence observes EST (Eastern Standard Time),
-5 hours UTC/GMT



Palm Cay Marina





Upon Arrival

AIRPORT TRANSFERS

Land at Lynden Pindling International Airport (NAS) in Nassau, which is approximately a 30-minute drive or transfer to the base. There are always limousines and taxis on standby to take you to base, and no organization in advance is necessary.

CAR RENTAL

Car rental costs are from \$55 per day dependent on type and time of the year. Please note you will require a current valid driver's license, and you must be 25+ years old.

When driving, British rules apply, so please drive on the left. Visitors may use their home license for up to three months and may also apply for an international driver's license.

CHECK IN AT OUR RECEPTION

When you arrive at the marina, please go to The Moorings reception where our team will help to check you in.

Please ensure you have the following items ready:

- Passport for every crew member
- Original skippers' qualification or license
- Mobile phone number that works in The Bahamas
- Credit card for payment of your yacht's security deposit

Please ensure all pre-departure tasks have been completed prior to your arrival to avoid any delays.

OUT OF HOURS ARRIVAL

If you will be arriving to our base outside of the normal reception times, a message will be left on the front door indicating the location of your boat.

EMBARKATION TIME

Your boarding time is at 10.00am. We thank you for your patience and understanding whilst waiting to board your yacht. Please ensure you have left your mobile phone number with our reception team who will contact you as soon as your yacht is ready.

EMBARKATION TIME

Boarding time is 10am, and disembarkation is 10am.

LUGGAGE STORAGE

A storeroom is available at the base which can be used to store luggage while waiting for your yacht to be ready.

SLEEP ABOARD

An evening Sleep Aboard is available as a pre-paid extra and can be organized in advance of your arrival to the base with your vacation planner. **Boarding time is brought forward to 5pm the evening before your charter start date.** This means you can settle into your yacht and set sail the following day. Please note that availability is limited and not be possible during peak travel dates.

WHAT TO DO WHILST WAITING FOR YOUR YACHT

- Provisioning
- Hire a guided tour of Nassau
- Dine at a Restaurant or Cafe
- Relax by the pool, pool bar, and private beach (\$12.00 fee per person)





Briefings

CHART BRIEFING

Enjoy more time on the water by watching the required chart briefing prior to your arrival from the comfort of your home. Feel free to share the links with your fellow crew and start to build your perfect week.

Find your chart briefing video [here](#).

After viewing this, take note of any outstanding questions and discuss these with our teams upon arrival at our base.

Only Skipper and First Mate can participate in the face-to-face meeting at the base. The times of briefings will differ dependant on your arrival time and briefer availability. For evening boardings, your briefing will take place the following morning at approx 9am.

BOAT BAG

At the chart briefing, each captain is given a yacht bag, which contains the yacht documents, the crew list and the last customs clearance form, as well as the skipper's notice information, and a telephone to use while here.

HEALTH AND SAFETY BRIEFING

We take the safety of all our customers very seriously. Please ensure you and each of your crew watch our health and safety video [here](#) prior to your arrival The Bahamas. This will ensure you are all set for a fun and safe week on the water.

YACHT BRIEFING

Once you have boarded your yacht, a technician will go through all the technical aspects of the yacht and safety equipment. Please note that the skipper and first mate should both be present for this briefing. Yacht briefings are assigned on a first come, first serve basis. For those arriving outside of reception hours, your yacht briefing will be delivered the following morning.

CHARTER WITH SKIPPER

The skipper's time is booked from 12:00am to 12:00pm for early boarding starts. If your boarding is at 5pm, you will meet your skipper at 8:30am the following day, unless specifically requested.

The skipper is responsible for the safety of the yacht at all times. The skipper is not permitted to dive with you, nor leave the vessel overnight, and must have his/her own cabin. The skipper must conduct a safety brief with you before leaving the dock regardless of the duration of his/her contract with you.

If you hired a skipper for less than the full duration of your charter, he/she is still required to give you a thorough briefing on all aspects of the yacht and dinghy in addition to assisting you with planning an itinerary for the trip and advising you how to contact the base, the return to base procedures and the emergency assistance procedures. It is suggested that you view the chart briefing online that will be supplemented by the skipper during his/her time with you on the yacht. It is also suggested that you make it clear what exactly you want to cover: anchoring, docking, etc.

The skipper will be required to give you as much information as you require concerning the yacht and its systems, sailing skills, and navigation in general. For one-day check out skippers, it is the client's responsibility to get the skipper back to the base. If you prefer not to come back to the base you must pay for his/her expenses (ferry, taxi, etc.) to get him/her back to the base.

A gratuity is expected and is typically given to the skipper at the end of the charter. The amount is entirely at your discretion.



SAILING EXPERIENCE LEVEL REQUIRED

This is a [Level 3](#) experience level destination. **At least 10 days or 200 miles as skipper on an equivalent size yacht.** Level 3 destinations are our most challenging. Suitable only for confident, experienced sailors, Level 3 destinations offer long spells of open water sailing, broad tidal ranges, strong winds, and remote anchorages.

Complete our [Sailing or Power Resume](#) and we will inform you which destinations are appropriate for your experience.

SAILING LICENSE

To sail in this destination, you'll [need a sailing licence](#). The requirement is (at min.) an **NauticEd Bareboat Charter Master, ASA 104, US Sailing "Bareboat Cruising Course", SLC, IPC, ICC, RYA Day Skipper** qualification or above. Original license/certificate must be presented upon check-in at the base.



Optional Extras

PROVISIONING

You can pre-order your food and drink provisions in advance of your arrival in Abacos. Please visit our online store [here](#). Please note provisioning **orders must be submitted 6 days prior to your arrival** in Abacos. Your confirmed order will be delivered to your boat on the day of your boarding. If you miss the cutoff date or forget to add an item to your order, there are plenty of local stores available. Please see the [useful information section](#) of the guide for further details.

YACHT DAMAGE WAIVER

Our [Yacht Damage Waiver](#) can be added to your charter account any time prior to you leaving the marina. The pre-paid, daily amount reduces your liability in the case of damage caused to the yacht or the loss of equipment on board.

A **security deposit is required for all charters**. The amount will vary based on the size and type of yacht being chartered, please consult our terms and conditions for further information [HERE](#). A pre-authorization will be taken against a credit card and will be released when the yacht is returned to base without damage.

FUEL

- **Sailing** - a full tank of fuel is included in the price for all The Moorings sailing yachts. Pick up the yacht with a full tank, plus there is no need to refuel at the end.
- **Power** - you will need to refill prior to returning the boat.

WI-FI

Wi-Fi is included on our Exclusive, Exclusive Plus & Crewed yacht and an optional addition for our Club yachts. If you have included, or pre-paid, Wi-Fi please ensure you have the router on board your yacht prior to leaving the base location.

Be sure to share your videos and pictures whilst out on the water and don't forget to tag us! Our social media handles can be found on [page 2](#).





Optional Extras

Enjoy a carefree holiday on the water.

You can pre-order our optional extra's in advance of your arrival in the Exumas. Please ask our reception team upon your arrival if there is something you have forgotten.

STAND UP PADDLE BOARDS (SUPs)

SUPs are light and easy to manoeuvre which makes them a great option when exploring the coastlines and heading to the beach from your yacht.

KAYAKS

Our one and two person kayaks provide the freedom to explore our bays and beaches plus can be great fun. Ensure you are wearing your life vests and see our swim safe policy on [page 18](#) for further guidance.

SAFETY NETTING

For those travelling with children, we do suggest adding safety netting to your yacht. This is a chargeable extra and must be organised in advance of your arrival to the base.





On Board Your Yacht

ELECTRICITY

The standard voltage on all our yachts is 12 volts and you will find plenty of USB sockets throughout the yacht. Throughout the yacht you can also find plenty of 110V AC outlets, standard USA 3 pin outlets (can also take 2 pin USA plugs). To use them, your yacht either needs to be connected to shore power, or be equipped with an inverter, or have the generator running. Most of our catamarans have a generator and inverter, however, be mindful that it depends on the model you booked.

We recommend packing an adaptor or two if you plan to bring local appliances.

BBQ/GRILL

All yachts are equipped with a barbecue; the type of grill may differ between electric or charcoal depending on the type of yacht you are chartering. If required, feel free to order some briquettes and fire starters at the store!

While in use, please move your dinghy to the bow and have a bucket of water handy. The base does not provide charcoal nor lighter fluid. If there are any leftovers from the previous charter, these will be offered to guests free of charge. Otherwise, guests will have to purchase the items themselves.

Please do not dispose of charcoal or any other items in the ocean, and use in the marina is strictly prohibited, so please be mindful.

COOLER BOXES

Cooler boxes are available at the base on a first come first served basis at no additional charge. Please return them clean and undamaged otherwise you will be charged for replacement. Only one per boat.

MUSIC

All The Moorings yacht stereos can be paired to your device via Bluetooth.

ICE

Ice is available in the base; each boat gets 2 bags of complimentary ice.

WATER MAKER

If your yacht is fitted with a water maker, please note you should use this as directed in your briefing, and never in less than 10-feet of water. The water maker is not considered essential equipment and is not covered under [The Moorings 4-hour commitment](#). If your water maker is not working, there are locations within your cruising grounds where you can purchase water.



BEFORE LEAVING THE BASE

Check your safety equipment with your boat briefer:

- Check out fins from boxes on the dock. We have a range of sizes available, however these are limited, so we request that you take only what you will use. Take note that we are no longer providing snorkelling masks or snorkels.
- All yachts are equipped with adult life jackets, harnesses, snorkel vests & diver down flags. You can see all this equipment demonstrated in our online safety briefing. This safety equipment will be displayed in the saloon of your boat on boarding. If you have any questions, feel free to ask our base staff during your briefing.
- Check if you need kids' life jackets. We have plenty - please ask for one should you need it, or you can bring your own. This ensures that children have correctly fitting jackets that are comfortable.
- Please ensure you have checked the yacht inventory.
- Please ensure you have all the kitchen equipment and bedding you require. Extra bedding and some cooking utensils are available upon request.
- Make sure your fuel and water tanks are full.
- If you have included, or added Wi-Fi, please ensure you have the router on board.
- Make sure you have your boat papers; you are well provisioned and have enough cash.
- Once you are ready to depart, reach out to us on VHF ch 82, and **a pilot will come onboard to navigate the vessel from the slip to the channel** outside the marina entrance. Pilots are available from 8am to 5pm.



Whilst Out On The Water

EMERGENCY CONTACT INFORMATION

Customer Service (8am — 5pm)
+1 (242) 603-6667

Technical Assistance (8am — 10pm)
+1 (242) 422-2836
+1 (242) 422-2839

**Bahamas Air & Sea
Rescue Association (BASRA)** +1 242 325 8864

**Rescue Coordination
Centre (RCC)** +1 (242) 362-3814

Royal Bahamas Police Force +1 (242) 326-4004

Royal Bahamas Defence Force +1 (242) 325-1321

Police Answering Service +1 (242) 32-3877

Nassau Harbor Master +1 (242) 322-1596
VHF 16

In **extremely urgent situations only** and if you have no coverage for your mobile phone, relay a message to us via VHF channel 16.

ACCIDENTS AND COLLISIONS

While out sailing things can happen where an accident or collision with another vessel occurs. If you are unfortunate enough to be involved in one, please contact the base manager immediately.

Please follow the check list below on what needs to be completed no matter how big or small the accident or collision with another vessel is:

- Check all persons are safe and no injuries.
- Make sure the vessel is in a safe area and no further injuries or damage can occur.
- Return back to dockage/anchorage, even if it looks like no damage is visible.
- Skipper of both vessels need to exchange contact details for later reference.
- Photograph the damaged area if damage has been induced.
- Please note that not returning to the scene of a collision or accident does make the situation a little more complicated.



MAINTAIN A LOOKOUT

All our yachts are equipped with an autopilot. Make sure one person is always maintaining a lookout, especially if the auto pilot is on. This person should be close to the helm and should watch for other vessel, debris, fish pots, land, or other navigational hazards.

Make sure your lookout knows how to disengage the autopilot and brief him / her on what to watch out for. Breaking water or patches of light-colored water and brown areas may indicate shallow water or rocks. Seeing one fish pot usually means that there will be others.

Always keep a good lookout and beware of small floating markers. Do not pass between the two close together, as they are probably connected with a line. Frequently, the second marker is half submerged or invisible. If you catch one in the propeller, try to remark it before you cut it loose, this is someone's living.

ACCIDENTAL GROUNDING

If you should accidentally run aground the most important thing is to get off again as soon as possible - for those purposes, please call the base and we will provide you with immediate guidance and will arrange further assistance if necessary.

Grounding is not a pleasant experience so try to make sure it does not happen to you.

SECURITY

Although crime is relatively rare on yachts, no Island is exempt from the occasional break in. So, while we certainly recommend that you lock your yacht when you leave it, we would also caution you not to leave any easy portable valuables on board but rather carry them with you when you go out.

NIGHT SAILING

Night Sailing is not permitted; you must be moored at least one hour before sunset at all our locations.

It is strictly forbidden to sail alone; we require two persons minimum on board.

It is strictly forbidden to sail alone; we require two persons minimum on board.

DINGHY SAFETY

We are counting on our guests to be mindful around their dinghy. Ensure you are towing and/or stowing this correctly whilst out on the water. Please ensure you take proper precautions when operating the dinghy and have the kill cord always attached to your person whilst underway.

A flashlight must be used at night while underway. Additionally, please ensure your dinghy is secure when docked. Please secure the dinghy by using a stern anchor while docked to avoid it going underneath the dock.

WATER AND GARBAGE

Water can be purchased at most of the islands you will be sailing to. We cover this topic in the [chart briefing](#), or you can find more information in the destination section of this guide.

You should always dispose of your garbage directly in garbage points along the coast, at various marinas, or simply at the base.

MOORING TIPS

The Exuma Land & Sea Marine Park stretches from Shroud Cay, in the North, to Cambridge Cay, in the South and is a protected area. Mooring Balls are available at Shroud Cay, Wardrick Wells and Staniel Cay. They are obtained on a first come-first serve basis and cost \$42.00 per night.

- **Highbourn Cay Marina**
highbournecaybahamas.com
- **Compass Cay Marina**
compasscaymarina.com
- **Staniel Cay Marina**
stanielcay.com/marina





4-Hour Commitment

We maintain our fleet to the highest standards so you can make the most of your time on the water. However, if you have a breakdown or technical problems, please contact your base team so we can support you. For essential equipment we provide a 4-Hour Commitment. This means we will attend to the yacht within four working hours of you notifying us of the breakdown of any essential equipment (judged by the opening hours of the base reception). We are able to support you with the breakdown of unessential equipment too however this may not be attended to within 4 hours of us being notified.

ESSENTIAL EQUIPMENT INCLUDES

- Engine
- Transmission
- Windlass
- Sails
- Standing and Running Rigging
- Battery and Alternator

UNESSENTIAL EQUIPMENT INCLUDES

- Cellular phones
- VHF
- Refrigeration
- Air conditioning
- Water maker
- CD player
- Marine toilets
- Water pump
- Dinghy and outboard
- Depth and speed instruments

Note: Breakdowns occurred outside the defined sailing area and hours (8am-5pm), problems due to user negligence, bad weather or force majeure are not covered. Get the full policy details by clicking [HERE](#).

NOTHING
LESS THAN



The Moorings®



Boat Papers & Procedures

PROCEDURES

Your boat papers are an identification file for your yacht; they contain all of the documents required for you to charter one of our yachts. Legally these documents **MUST** be on board your yacht at all times whilst cruising.

We suggest keeping your boat papers in the chart table and remove them only when asked.

When you arrive at a marina or town quay, the marina staff or harbour master will collect your papers from you. Before you depart you must collect your boat papers and pay the mooring fee for your berth. Please take care of these papers and make sure to never leave any harbour without them. The Royal Bahamas Defence Force do occasionally carry out random checks - alongside or onboard.

ROYAL BAHAMAS DEFENCE FORCE

During your time on the water, you may be stopped by the Royal Bahamas Defence Force who may carry out some routine checks. Do not be alarmed this is a standard process. The coast guard will likely check your crew list to ensure this is accurate, the registration documents of the yacht, your tourist status and you may need to display your sailing qualification/licence if this is a requirement for your destination. You may be fined if there are passengers onboard the yacht that are not listed on the crew list or if you cannot provide the relevant paperwork.

SAFETY NETTING

For those travelling with children, we do suggest adding safety netting to your yacht. This is a chargeable extra and must be organised in advance of your arrival to the base.

BAHAMAS – SWIM SAFE

Swimming is often a fun and important part of a vacation. However local rules, flag systems, currents and where swimming may be permitted, can be different and vary from country to country. We strongly recommend that you and all your crew read through our 'swim safe' [information](#) before you travel — Unfortunately even the strongest of swimmers can get into difficulties. The information on our website covers children, your surroundings, looking out for others, and not overestimating your own ability. Snorkel vests, Life Jackets and Diver Down flags are all available on board.

Although shark attacks in the Bahamas are very rare the Bahamian authorities issued advice urging the public to exercise extreme caution in and around the waters of New Providence, adjacent islands, and cays.



Your Safety

STAY SAFE & HEALTHY ABROAD

Please locate your safety card when you get onboard and ensure that all crew read it before leaving the marina. If you cannot find it, then please contact reception who can provide a replacement. Although you will have watched the **online Charter Safety Briefing** before leaving home, we recommend that you rewatch the video before leaving the dock. This can be done on your own devices using the QR code.



We care a lot about your personal safety, so please read more about these topics on the **Safety Card**:

- Accident and illness
- Be aware and safe
- Swimming and beach safety
- Alcohol and drugs

Your safety is our top priority...

*Please read and abide by the following safety guidelines to reduce the risk of accidents and injury while on board. We trust you and your crew to have a safe and enjoyable vacation. Your skipper (and we) are not responsible for the safety of the crew and will take charge in case of an emergency. These persons must receive a briefing session by our crew staff before departing the charter. These agreements are required on the pre-departure paperwork to confirm this has been adequately received.

General Safety

We strongly advise all passengers to wear life jackets at all times and when swimming, especially in rough or choppy water. Children and non-swimmers are not to swim alone.

Children under 16 are not allowed to operate the boat. They must be supervised at all times.

Swimming under the influence of drink or drugs is dangerous. Significantly increases the risk of accidents. Passengers are not permitted to use their own gear from other yachts. Drink is recommended for all accidents when getting on & off and moving about the boat.

If someone falls overboard, throw a life ring (or float) at them and be careful of their position in the water. Call the engine immediately if it starts.

Please maintain personal safety equipment (vests, jackets, flares) in good condition.

Swimming

Swimming is fun, but it can be dangerous. Do not drink before the swim unless you are a local swimmer. If you drink - skipper will be responsible. If you drink - skipper will be responsible.

Do not swim alone. If you have been injured or ill, do not swim. If you have been injured or ill, do not swim.

Do not swim under the influence of drink or drugs. Do not swim under the influence of drink or drugs.

Do not swim in rough or choppy water. Do not swim in rough or choppy water.

Do not swim in rough or choppy water. Do not swim in rough or choppy water.

You should never swim from the cabin or overboard. You should never swim from the cabin or overboard.

Swimming at night and/or under the influence of drink or drugs is not permitted.

Always ensure that you are properly equipped with your own swimming and safety gear. Always ensure that you are properly equipped with your own swimming and safety gear.

When swimming, your boat should be within reach and all crew should remain on board the boat. Your boat requires a crew member to be with you at all times.

Ensure you are fit and able to swim the water which is the swimming area. Ensure you are fit and able to swim the water which is the swimming area.

Only swim in areas where you are permitted. Only swim in areas where you are permitted.

If you have a medical condition, please advise the skipper before swimming. If you have a medical condition, please advise the skipper before swimming.

We would recommend you use a personal flotation device.

SWIM SAFE

Swimming is often a fun and important part of a vacation. However local rules, flag systems, currents and where swimming may be permitted, can be different and vary from country to country. We strongly recommend that you and all your crew read through our 'swim safe' information online before you travel. Unfortunately even the strongest of swimmers can get into difficulties. The information on our website covers children, your surroundings, looking out for others, and not overestimating your own ability. Snorkel vests, life jackets (please see [page 11](#) for advise on what is available) and diver down flags are all available on board.





Our Yachts



Community and Environment



Engagement and Education



Action on Waste



Net Zero: Our Carbon Reduction Commitment



Sustainability

As passionate sailors, we want to look after the beautiful destinations that our customers visit. Being conscious of the impact we can have on local communities; the ocean and wildlife is key to ensuring we protect them for future generations to enjoy. Here are a few of our top tips on how to minimise your footprint when out on the water that collectively makes a big difference:

- Sails up, sail green!
Minimise the motor.
- Anchor with care.
- Give sea life space and do not attempt to touch marine life.
- Take only pictures.
- Leave only footprints.
- Throw nothing overboard.
- Turn electricity off.
- Use air-conditioning only when needed.
- Recycle and reuse where possible.
- Bring refillable water bottles.
- Say NO to plastic bags and bring a reusable bag.
- Minimise your plastic.
- Collect litter when possible.
- Buy local.
- Use eco-friendly and fair trade products.
- Use facilities on land.
- Shower quickly and ashore where possible.



FIND OUT MORE

OUR  OCEAN PROMISE

Return to Base

DISEMBARKATION TIME

Please ensure you are back at the base by **09:00am**, and fully vacate your yacht by **10:00am** at the latest.

RETURN PROCEDURE

Please ensure:

- Please empty all holding tanks and bilges at least 3-5 NM from shore before returning to the base. Make sure your holding tanks are closed while you are in the marina.
- Use VHF channel 16 to call The Moorings base about 15 min before arriving in order to get instructions, or call +1 242 603 6667
- Prepare your line and fenders - make sure the bottom of the fenders are almost touching the water and be mindful that the fenders are not placed directly on portholes or side glass
- **Wait for the Pilot to board and take your yacht to refuelling.**
- Diver will inspect the keel and running gear of your yacht before your departure, where time permits.

RE-FUELLING

- **For sail charters** - one full tank is included, & there is no need to pre-pay or refuel post charter.
- **For power charters** - you will need to refuel prior to returning the boat.
- **For crewed charters** - fuel is included and there is no need to refuel post charter.

**One full tank suffices for any vacation, however if you do need to refuel, ask at the base for advice, as we like to keep contaminated fuel away from our tanks.*

BEFORE YOU LEAVE YOUR YACHT

Before disembarkation, you will be met with a debriefer. It is done to let us know if you have encountered any problems with the boat or broken anything during the trip, so we can rectify any problems for the next charter.

Please ensure:

- Allow 15-20 minutes for an on-board debrief with a member of the customer service team to record any maintenance issues experienced during your charter.
- Navigational instruments have been covered and sailing bag has been closed.
- Charts, keys and guidebook have been left on the chart table.
- All dishes have been washed and stowed.
- All rubbish has been removed and disposed of in marina bins
- All cupboards and refrigerator have been emptied of food.
- All sheets and towels should be left on the bed inside pillowcases.
- Snorkeling fins to be rinsed and placed back into the cockpit locker.
- All personal possessions have been removed; please check thoroughly as items are often left onboard.
- All hatches are closed.





The Moorings Yacht Brokerage

Offering the world's largest
selection of pre-owned
charter yachts

All of our yachts come fully equipped
and undergo an extensive phase-out
maintenance program; offering excellent
value for money.

VARIETY

Our brokerage offers a large selection
of yachts. We regularly have a collection
of over 20 yachts, both monohulls and
catamarans, from 32-50ft.

EXPERIENCE

Our experienced yacht broker is available
to guide you through the process and
provide any back up you may require.

For enquiries and further information on
the yachts currently for sale please visit:
www.mooringsbrokerage.com



The Moorings®
YACHT BROKERAGE



The Moorings Yacht Ownership

Enjoy the pride of yacht ownership without the hassles or expense.

Spend more time on the water. Visit the world's most spectacular cruising grounds. Treat family and friends to a new perspective. Leave the maintenance, insurance, and dockage to us.

Here's how it works:

- You own the boat
- We take care of it at no cost to you
- You receive guaranteed monthly revenue
- You sail at 20 worldwide destinations

For enquiries and further information visit mooringsyachtownership.com


The Moorings®
YACHT OWNERSHIP



The Moorings Crewed Experience

Relax in the comfort of one of our spacious catamarans, complete with your very own professional skipper and gourmet chef. With a crew to attend to your every need, you'll be free to enjoy what really matters - unforgettable moments with the ones you love.

GOURMET CUISINE

Your personal chef will make it a point to learn what you love, then craft a bounty of gourmet meals, snacks and drinks sure to amaze your palate over and over again.

LOCAL KNOWLEDGE AND FREEDOM

Whether you're seeking adventure, relaxation or a taste of both, your skipper will navigate to new and exciting locales to suit any mood.

For more information and bookings, visit moorings.com/crewed

NOTHING
LESS THAN



The Moorings®

Weather

PREVAILING WINDS

The Northern trade winds (E - ENE) that blow around 10-15 knots almost continually throughout The Bahamas give the islands a warm agreeable climate, which varies little year-round. The most refreshing time is from December through February when the temperature averages 70-75°F (21-24°C). The rest of the year is a bit warmer with temperatures between 80-85°F (27-29°C).

Mid spring starts the rainy season in the form of local thunderstorms and squalls, usually in the afternoon. They produce a lot of rain and some produce waterspouts so be on the lookout. Generally, they are slow moving and can easily be out run.

The weather at this base is comparable to Miami, Florida, mostly sunny with some clouds. Clients should dress for sun and sand and bring a light jacket for the evenings when it's cooler.

WEATHER FORECASTS

You will be given a one week forecast on the beginning of your charter.

Additionally, you can also check it here: windfinder.com, tide-forecast.com or windy.com.

TIDES/ TIDAL STREAMS

The tidal range in The Bahamas is up from 2,5 to 3 feet. A copy of the tidal charts is provided to the client at the base, but more details can also be viewed on windfinder.com. Due to the shallow nature of these waters, it is extremely important that close attention is paid to the tide while underway as well as entering and departing harbours.





Marine Life

JELLYFISH

There are many species of jellyfish in the cruising area and there have been several instances where clients who have been stung by jellyfish have required hospital treatment. If you have allergies, it is advised to wear stinger suits or refrain from swimming.



If you are stung:

- Immediately exit the water and apply copious amounts of vinegar to the affected area.
- Pour vinegar over the tentacle before attempting to remove it with tweezers.
- Do not try to rinse it off with fresh water
- You can then immerse the affected limb in hot salt water or apply a hot compress.
- Generally, the affected area will usually only be a minor irritation, similar to a bee sting and the sting area is normally itchy. Should you start to experience any additional signs or symptoms you should contact the base immediately for help and advice on where to seek medical assistance.

CORAL STINGS AND CUTS

Several species of poisonous coral will have a painful sting if touched or stepped on while snorkeling. If you are stung immediately exit the water and apply copious amounts of vinegar to the affected area and then immerse the effected limb in hot water or apply a hot compress.

Cuts and abrasions caused from coral have a high risk of infection, so thoroughly clean the wound as soon as possible. Avoid swimming afterwards.

FISH

There are also several species of poisonous fish with spines which can sting if they are stepped on or touched while snorkeling. Stingrays are also poisonous and can inflict a nasty wound with their barbed stings.

If you are stung by a fish immediately exit the water and treat with hot water. You may require a tetanus injection.

SEA URCHINS

Sea urchins are not poisonous, but their spines are very painful if touched or stepped on and will normally break off if attempting to pull them out with tweezers. Hot water is again the best treatment, and you may also require a tetanus injection.

SHARKS

There are several species of sharks in these waters but there have been no recorded instances of shark attacks. We still suggest following the local's advice and don't try getting near any sort of sharks and get out of the water as soon as you spot one in the area.





Other Useful Information

MEDICAL

If you are ill and visit the doctor or hospital during your trip contact a member of The Moorings staff as soon as possible at The Moorings base or Club. If you need to make a claim for curtailment due to illness, ask the base manager for assistance and contact your insurer's emergency medical service immediately. Your insurance company will assist with travel arrangements, advice and payment of bills.

There are also medical personnel on call 24/7 in the area:

- **Staniel Cay Clinic:** 001 242 524 8421
- **Pharmacies:** QVS Pharmacy, Lifeline Pharmacy

CURRENCY AND CREDIT CARDS

The local currency is the Bahamian Dollar. U.S. currency is accepted by all vendors. Visa and MasterCard are also accepted in most places. American Express is usually NOT accepted.

ATM's are located off property. First Caribbean International Bank (FCIBC, CIBC) and Royal Bank of Canada ATMs are available at Solomon's Supermarket. Bank of Nova Scotia ATM is at QVS Pharmacy. Commonwealth Bank ATM is at Supervalu Supermarket.

Banks are generally open between 9:30am to 3 pm (4:30 pm Fridays).

LANGUAGE

English

GROCERIES

You can stock up on-site:

- **Solomon Fresh Market** - a large Supermarket situated 15-minute by taxi from the base.
Solomon's also delivers, free of charge — arrange delivery through their [website](#).
Opening times:
Mon-Sat: 7am-9pm. Sun: 7am-5pm.
- **Supervalu Quality Market** - a large supermarket 15-minute drive by taxi from base in Nassau. Visit their [website](#).
Opening times:
Mon-Sat: 7am-9pm. Sun: 7am-5pm.
- **Flying Dutchman** (Yamacraw) (liquor store in same building as Solomon's). Visit their [website](#).
Mon-Sat 8am-6pm. Closed Sundays.

Small provisioning stores can also be found while sailing at Highbourne Cay Marina and Staniel Cay Yacht Club Marina.

DRONES

The use of flying drones may be restricted in some areas. A Certificate of Registration must first be secured from the Civil Aviation Department to import a drone. To register your drone online visit the Bahamas Civil Aviation page. Further details on the Special Regulations may be obtained from the Civil Aviation Department, at 242-397-4700 or email hadderley.fsi@gmail.com.





Activities

RESTAURANTS

In the walking distance from our base we suggest:

- The Pink Octopus - in Palm Cay
- Marina Café - at Palm Cay Marina

Other dining options require taxi transfer which include:

- The Pointe, Baha Mar, Arawak Cay, Atlanits and Green Parrot.

Eating out is one of the charms being on the vacation. A meal for 2 at a mid-range restaurant is approximately \$50 (without wine). A bottle of beer is approximately \$7, a bottle of wine costs around \$30, while a snack is about \$15. In Bahamas do mind that most restaurants close around 21:00. If you are looking to travel in low season there may be a limited choice of restaurants to eat ashore and therefore, please provision accordingly. This would be a perfect time of year to enjoy a BBQ off the back of your boat.

RESTAURANTS AND TIPPING

Tipping is standard and expected in all restaurants / bars and for other services undertaken during your vacation. The rule of thumb is generally 10-15% of the amount charged. Some establishments automatically add this onto the bill. Tip according to quality of service.



DIVING AND SNORKELLING

The Exumas waters are world renowned for its clarity and abundant marine life. This beauty is evident throughout all the cays but highlighted in The Exuma Land & Sea Park. Whether exploring the natural waterways of Shroud Cay to snorkeling the “Aquarium” at Wardrick Wells, you will continually find yourself in awe by the natural beauty around. You would also want to be sure to dive the world-famous plane wreck at Normans Cay and don't miss out on the shark feeding experience at Compass Cay Marina.

Do not miss out on one of the best snorkeling spots in the world!

Diving is not permitted directly from our yachts under any circumstances. Diving must only take place through reputable, certified dive operators using their own boats and equipment.

Please try contacting some diving centres in advance:

- **Stuarts Cove, New Providence**
www.stuartcove.com
- **Staniel Cay Adventures, Staniel Cay, Exuma**
www.stanielcayadventures.com
- **Dive Exuma, Georgetown, Great Exuma**
www.dive-exuma.com

We have a range of fins available in various different sizes. You will find them in cockpit lockers in each yacht. We do have limited children's sizes therefore we recommend bringing your own to avoid disappointment. Please note that we do not provide snorkeling masks or snorkels onboard.

When snorkeling, the diving flag and buoy should be deployed and visible to all passing nearby

Swim vests should be worn at all times whilst snorkeling

One person should remain out of the water, keeping watch of the others in the water.

FISHING

Fishing is allowed and a license is not required. The Exuma Cays Land and Sea Park, from Shroud Cay to Cambridge Cay, prohibits any kind of fishing. Spear fishing using scuba gear and possession of spear guns are illegal in The Bahamas.

We do not have fishing gear for customers to rent directly. Customers are advised to bring their own or purchase.

- Spiny Lobster season is from 1 August - 31 March. Minimum size is a 14 cm tail length or 8.3 cm carapace length (measured from the base of the horns to the end of the jacket). Lobster may be taken by spear. It is illegal to take or possess female lobster with eggs. The vessel bag limit is six lobsters per person at any one time.
- Conch season never closes, but it's illegal to take a young conch out of the water. Only 10 conchs per person is allowed per vessel.
- The vessel bag limit for scale fish is 20 pounds per person. The minimum size for Grouper is 1.4 kg.
- Stone Crabs, except females, may be taken if the claw length is four inches or greater. The season is closed from 1 June - 15 October.

HOTELS

- **Comfort Suites Paradise Island**
choicehotels.com
- **The Ocean Club**
fourseasons.com/oceanclub
- **The Cove at Atlantis**
mariott.com
- **Harborside Resort**
atlantisbahamas.com
- **Warwick Paradise Island Bahamas**
warwickhotels.com
- **Graycliff Hotel & Restaurant**
graycliff.com
- **Courtyard Nassau Marriott**
mariott.com
- **Palm Cay Villas**
palmcayrentals.com
- **Baha Mar**
bahamar.com




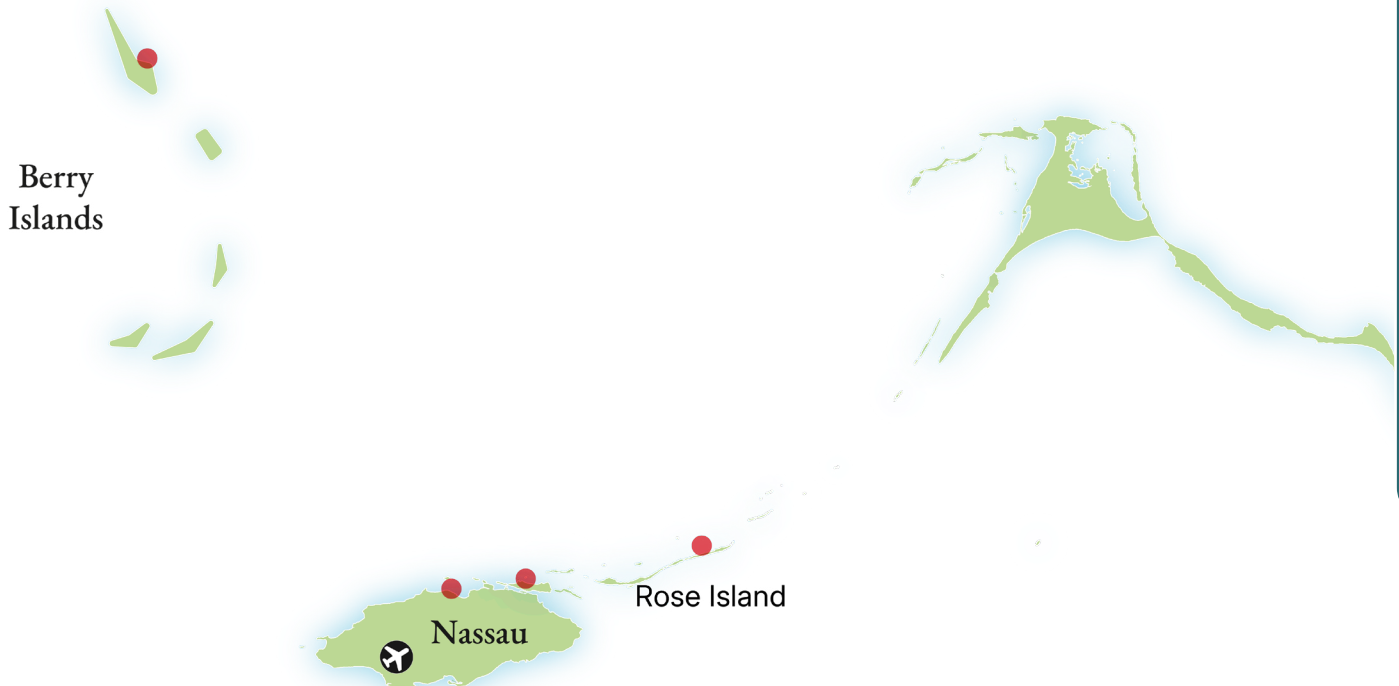
Berry Islands



Cruising Areas

The cruising area stretches from Nassau in the north to Great Guana Cay in the Southeast. In and around Nassau we recommend anchoring in Nassau Harbour and at Green Cay.





Sailing Area Restrictions

Atlantic Ocean

Permission from the base manager is needed to go outside the Exumas.

Red and Amber Zones

These are a part of the region where guests need to pay special attention, and/or may need to avoid the areas altogether.

You will have signed the Yacht Acceptance form inside the check-in check-out booklet after your yacht briefing stating you understand these zones and their dangers.

RED ZONES

Guests are **not permitted** to sail within these areas. Any damages incurred in these areas will be **considered negligence**.

Red zones to lookout for:

- Under the Paradise Island bridges
- Devils back bone Reef (Eleuthera)
- Berry Islands
- Anthol Island
- Northern side of Rose Island
- Highbourne Reef
- Normans Cay Bar/ Spit

AMBER ZONES

Guests need to pay special attention in these areas. Proceed with extreme caution and follow directions provided within your chart briefing video.

Extreme caution in the following areas:

- Approach every island with caution
- Oster Cay
- Bush Hill & Little Wax Cay (at the tip of Shroud Cay)



5-DAY ROUTE

- Day 1..... Highborne Cay
- Day 2..... Warderick Wells
- Day 3..... Staniel Cay
- Day 4..... Shroud Cay
- Day 5..... Rose Island / Exuma Base

Highlights:

- Classic “top of the Exumas” trip with short, scenic hops
- Highborne Cay’s beaches and reef snorkeling to start strong
- Warderick Wells’ famous Exuma Cays Land & Sea Park
- Staniel Cay: Pig Beach, Thunderball Grotto, and island charm
- Shroud Cay’s mangrove creeks and drift-through waterways
- Easy return via Rose Island’s turquoise shallows





10-DAY ROUTE

- Day 1..... Normans Cay
- Day 2..... Warderick Wells
- Day 3..... Sampson Cay
- Day 4..... Staniel Cay
- Day 5..... Black Point
- Day 6..... Compass Cay
- Day 7..... Shroud Cay
- Day 8..... Highborne Cay
- Day 9..... Rose Island
- Day 10 Exuma Base

Highlights:

- Balanced mix of iconic stops and quieter cays
- Norman’s Cay: sunken plane, sandbars, and calm lagoons
- Warderick Wells’ pristine protected park waters
- Staniel Cay + Black Point = adventure + local settlement culture
- Compass Cay’s nurse sharks and secluded beaches
- Finishes with Highborne and Rose Island for relaxed cruising





14-DAY ROUTE

- Day 1.....Alans/Highbourne Cay
- Day 2.....Shroud Cay
- Day 3.....Warderick Wells
- Day 4.....Sampson Cay
- Days 5 And 6.....Staniel Cay
- Day 7.....Black Point
- Day 8.....Compass Cay
- Day 9.....Cambridge Cay
- Day 10.....Shroud Cay
- Day 11.....Normans Cay
- Day 12.....Highbourne Cay
- Day 13.....Rose Island
- Day 14.....Exuma Base

Highlights:

- Full Exumas deep-dive from remote northern cays to classic mid-chain gems
- Hidden inlets and mangrove rivers at Shroud Cay
- Multi-day stay in Staniel Cay for grotto swimming, pigs & reef time
- Compass & Cambridge Cays: top-tier beaches and protected anchorages
- Norman’s and Highbourne Cays for snorkeling, sandbars, and island dining
- Perfect blend of national-park wilderness and vibrant island stops



Destination Highlights

SW ALLANS CAY / HIGHBOURNE CAY

This is usually the first or last stop in the Exumas as it relates to the crossing from New Providence. The Allan Cays are home to the indigenous Iguanas which can be viewed on many of the beaches in the Allan Cays.

Highbourne Cay is home to a lovely (high end) Marina & Restaurant facility. This stop provides for reserved dining services as well as basic marina functions i.e. water, fuel & ice for vessels. A resident school of nurse sharks are cool to see as well.

FACILITIES & SERVICES	COMMENTS	FACILITIES & SERVICES	COMMENTS
Mooring Fee	✓ Highbourne Cay Marina highbournebaybahamas.com	ATM	✗
Mooring Buoys	✗	WIFI	✗
Water & Electricity	✓ In the marina	Ice	✓
Fuel	✓ In the marina	Free Anchoring	✓
Showers & Toilets	✓ In the marina	Shopping	✓ Souvenirs, Provisioning
Restaurants & Bars	✓ Xumas restaurant - must reserve - +1 242 824 4563	5hr cross from Nassau	



NORMAN'S CAY

Norman's Cay is home to the famous plane wreck (a semi submerged DC3).

The is wreck is accessed from the southern side of the cay. Normans is also home to MacDuffs Restaurant but one must note that they only accept cash.

FACILITIES & SERVICES	COMMENTS	FACILITIES & SERVICES	COMMENTS
Mooring Fee	✗ Anchoring options	ATM	✗
Mooring Buoys	✗	WIFI	✗
Water & Electricity	✗	Ice	✗
Fuel	✗	Free Anchoring	✓
Showers & Toilets	✗	Shopping	✗
Restaurants & Bars	✓ MacDuffs Restaurant (cash only)		



SHROUD CAY

Shroud Cay is the northern boundary of the Exuma Cays Land and Sea Park. With its absolutely stunning shallow water bays, it is excellent for children to explore with water toys or the dinghy. The canals are easy to navigate and provide a relatively undisturbed view of a marine nursery environment (Fish, Turtles, Birds & Baby Sharks). The beach and swimming hole on the ocean side make this destination a must see. The rangers come to guests to collect the park fee.

FACILITIES & SERVICES	COMMENTS	FACILITIES & SERVICES	COMMENTS
Mooring Fee	✓ Marine park	ATM	✗
Mooring Buoys	✓	WIFI	✗
Water & Electricity	✗	Ice	✗
Fuel	✗	Free Anchoring	✗
Showers & Toilets	✗	Shopping	✗
Restaurants & Bars	✓	\$42.00 payable to Park Wardens.	



WARDRICK WELLS

This is home to the marine park headquarters. The island is a popular spot for cruising sailboats and yachts to stop and spend the night in a well-protected mooring ball field on the northwestern side of the cay which offers excellent access to 'The Coral Gardens'. There are several nature trails on the island, including one to Boo Boo Hill that offers views of the island, anchorage and Exuma Sound.

A cruiser's custom is to leave a driftwood sign with your boat's name at the top of Boo Boo Hill.

FACILITIES & SERVICES	COMMENTS	FACILITIES & SERVICES	COMMENTS
Mooring Fee	✓ Harbour	ATM	✗
Mooring Buoys	✓	WIFI	✗
Water & Electricity	✗	Ice	✗
Fuel	✗	Free Anchoring	✓
Showers & Toilets	✗	Shopping	✗
Restaurants & Bars	✗	\$42.00 payable in Headquarters	



CAMBRIDGE CAY

Cambridge cay provides the southernmost stop within the Exuma Land & Sea Park. It is known for its excellent snorkeling and Scuba sights. On land, there are numerous hiking trails and clients are encouraged to enquire about them at the Park Office located on Wardrick Wells. Rocky Dundas has a large cave on the North side and can be explored by snorkeling. Additionally, one can find a field of Elkhorn Coral and various wildlife that thrive within.

FACILITIES & SERVICES	COMMENTS	FACILITIES & SERVICES	COMMENTS
Mooring Fee	✗	ATM	✗
Mooring Buoys	✗	WIFI	✗
Water & Electricity	✗	Ice	✗
Fuel	✗	Free Anchoring	✓
Showers & Toilets	✗	Shopping	✗
Restaurants & Bars	✗		



COMPASS CAY

This stop is home to full-service marina and restaurant facilities. This is also a destination in which guests can feed and even swim with nurse sharks. The broader area is called 'Pipe Creek' and is the perfect range for extended dinghy explorations of sand bars, fishing spots and secluded beaches. There is a well-protected anchorage south of Compass Cay, on the western side of Sampson Cay.

FACILITIES & SERVICES	COMMENTS	FACILITIES & SERVICES	COMMENTS
Mooring Fee	✓ Marina	ATM	✗
Mooring Buoys	✗	WIFI	✓
Water & Electricity	✓	Ice	✓
Fuel	✓	Free Anchoring	✓
Showers & Toilets	✓	Shopping	✗
Restaurants & Bars	✓		



SAMPSON CAY

This little island is a quiet anchorage located at the southern fringe of the Pipe Creek Basin. It offers well protected sandy bottoms for safe anchoring with a breathtaking view of the sunset in the evenings.

From Sampson Cay, clients can dinghy into Pipe Creek for fishing expeditions or to just take in the miles and miles of untouched natural waterways, sand bars and beaches. It can be described as a Exuma waterway safari!

FACILITIES & SERVICES	COMMENTS	FACILITIES & SERVICES	COMMENTS
Mooring Fee	✗	ATM	✗
Mooring Buoys	✗	WIFI	✗
Water & Electricity	✗	Ice	✗
Fuel	✗	Free Anchoring	✓
Showers & Toilets	✗	Shopping	✗
Restaurants & Bars	✗		



BIG MAJOR SPOT / STANIEL CAY

Big Majors Spot is where guests can see the world-famous swimming pigs. They do get a bit testy, so it is recommended that guests only feed and interact with the pigs from the dinghy. Just south of Big Majors Spot is Staniel Cay. This main settlement in the Northern Exuma Chain is the best place to reprovision and top off fuel and water if necessary.

The town is dotted with many small family restaurants and convenience stores one may wish to visit. A clinic and an airport are also situated here.

FACILITIES & SERVICES	COMMENTS	FACILITIES & SERVICES	COMMENTS
Mooring Fee	✓ At Staniel Cay	ATM	✗
Mooring Buoys	✓ At Staniel Cay	WIFI	✓ At Staniel Cay
Water & Electricity	✓ At Staniel Cay	Ice	✓ At Staniel Cay
Fuel	✓ At Staniel Cay	Free Anchoring	✓
Showers & Toilets	✓ At Staniel Cay	Shopping	✓
Restaurants & Bars	✓ At Staniel Cay		



BLACK POINT

Black Point is a tiny, quaint island settlement that is home to one restaurant. Black Sound is accessed from a northwestern cove where one may anchor overnight at no cost. This settlement has a tiny convenience store; however, we recommend that provisioning is done at Staniel Cay just to the north. This destination is perfect to truly experience the island life of the far reaches of The Bahamas.... Island Time at its best!

FACILITIES & SERVICES	COMMENTS	FACILITIES & SERVICES	COMMENTS
Mooring Fee	✗	ATM	✗
Mooring Buoys	✗	WIFI	✗
Water & Electricity	✗	Ice	✗
Fuel	✗	Free Anchoring	✓
Showers & Toilets	✗	Shopping	✗
Restaurants & Bars	✓		



ROSE ISLAND

A tiny pristine cay located just 2.5 miles northeast of New Providence. This Cay is ideal for the last night of charter as it allows guest to return to base on their last day before their 11am disembarkation time.

Rose Island is home to three beautiful beaches on the northern side as well as a natural sanctuary for turtles (Green Cay). It takes about 45min – 1 hour to travel from Rose Island to Palm Cay Marina.

FACILITIES & SERVICES	COMMENTS	FACILITIES & SERVICES	COMMENTS
Mooring Fee	✓ Marina	ATM	✗
Mooring Buoys	✗	WIFI	✓
Water & Electricity	✓	Ice	✓
Fuel	✓	Free Anchoring	✓
Showers & Toilets	✓	Shopping	✗
Restaurants & Bars	✓		



See you soon!

We look forward to your visit.

We want you to have the best experience when you charter with us. That is why we include more as standard than any other charter company.

For help planning your charter, email us at contactus@moorings.com



NOTHING
LESS THAN



The Moorings®